


Common Mode Chokes – LPD5030V



- Only 3.0 mm high and 5 mm square
- Ideal for use in both power line and signal line applications
- Common- and differential-mode filtering in a single device
- Up to 470 MHz differential mode cutoff frequency
- 1500 Vdc (1000 Vrms), one minute isolation (hipot) between windings.
- Can be used as coupled inductors for SEPIC applications
- UL Certified per File E219588

Core material Ferrite

Environmental RoHS compliant, halogen free

Terminations RoHS compliant matte tin over nickel over silver

Weight 210 – 225 mg

Ambient temperature –40°C to +85°C with (40°C rise) Irms current.

Maximum part temperature +125°C (ambient + temp rise).

Storage temperature Component: –40°C to +125°C.

Tape and reel packaging: –40°C to +80°C

Resistance to soldering heat Max three 40 second reflows at +260°C, parts cooled to room temperature between cycles

Moisture Sensitivity Level (MSL) 1 (unlimited floor life at <30°C / 85% relative humidity)

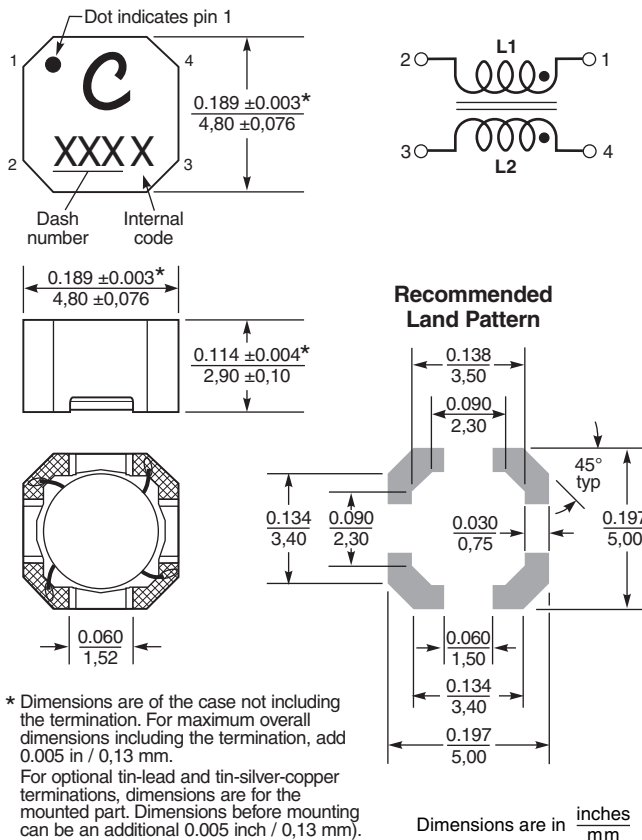
Failures in Time (FIT) / Mean Time Between Failures (MTBF)

38 per billion hours / 26,315,789 hours, calculated per Telcordia SR-332

Packaging 750/7" reel; 2500/13" reel Plastic tape: 12 mm wide, 0.32 mm thick, 8 mm pocket spacing, 3.1 mm pocket depth

Recommended pick and place nozzle OD: 5 mm; ID: ≤ 2.5 mm

PCB washing Tested to MIL-STD-202 Method 215 plus an additional aqueous wash. See [Doc787_PCB_Washing.pdf](#).





Common Mode Chokes – LPD5030V Series

Partnumber ¹	Common mode impedance max (kOhms)	Cutoff ² frequency (MHz)	Inductance (µH) ³		DCR max ⁴ (Ohms)	Isolation ⁵ (Vrms)	I _{rms} (A)
			min	nom			
LPD5030V-472MR_	7.85 @ 66MHz	410	3.76	4.7	0.322	1000	1.90
LPD5030V-682MR_	9.20 @ 56MHz	470	5.44	6.8	0.395	1000	1.55
LPD5030V-103MR_	11.69 @ 40MHz	340	8.00	10	0.490	1000	1.30
LPD5030V-333MR_	25.81 @ 19MHz	240	26.4	33	0.895	1000	0.67
LPD5030V-154MR_	102.7 @ 9.6MHz	130	120	150	3.82	1000	0.31
LPD5030V-224MR_	174.7 @ 7.5MHz	83	176	220	5.25	1000	0.24

1. When ordering, please specify **termination** and **packaging** codes:

LPD5030V-224MRC

Termination: R = Matte tin over nickel over silver

Special order, added cost:

Q = RoHS tin-silver-copper (95.5/4/0.5) or

P = non-RoHS tin-lead (63/37)

Packaging: C = 7" machine-ready reel. EIA-481 embossed plastic tape (750 parts per full reel). Quantities less than full reel available: in tape (not machine ready) or with leader and trailer (\$25 charge).

B = Less than full reel. In an effort to simplify our part numbering system, Coilcraft is eliminating the need for multiple packaging codes. When ordering, simply change the last letter of your part number from B to C.

D = 13" machine-ready reel. EIA-481 embossed plastic tape. Factory order only, not stocked (2500 parts per full reel).

2 Frequency at which the differential mode attenuation equals -3 dB

3 Inductance shown for each winding, measured at 100 kHz, 0.1 Vrms, 0 Adc on an Agilent/HP 4284A LCR meter or equivalent.

4 DCR is for each winding.

5 1000 Vrms, one minute isolation (hipot) between windings.

6 Current that causes a 40°C temperature rise from 25°C ambient. This information is for reference only and does not represent absolute maximum ratings.

7. Electrical specifications at 25°C.

Refer to Doc 362 "Soldering Surface Mount Components" before soldering.



www.coilcraft.com

US +1-847-639-6400 sales@coilcraft.com

UK +44-1236-730595 sales@coilcraft-europe.com

Taiwan +886-2-2264 3646 sales@coilcraft.com.tw

China +86-21-6218 8074 sales@coilcraft.com.cn

Singapore + 65-6484 8412 sales@coilcraft.com.sg

Document 1352-2 Revised 11/04/20

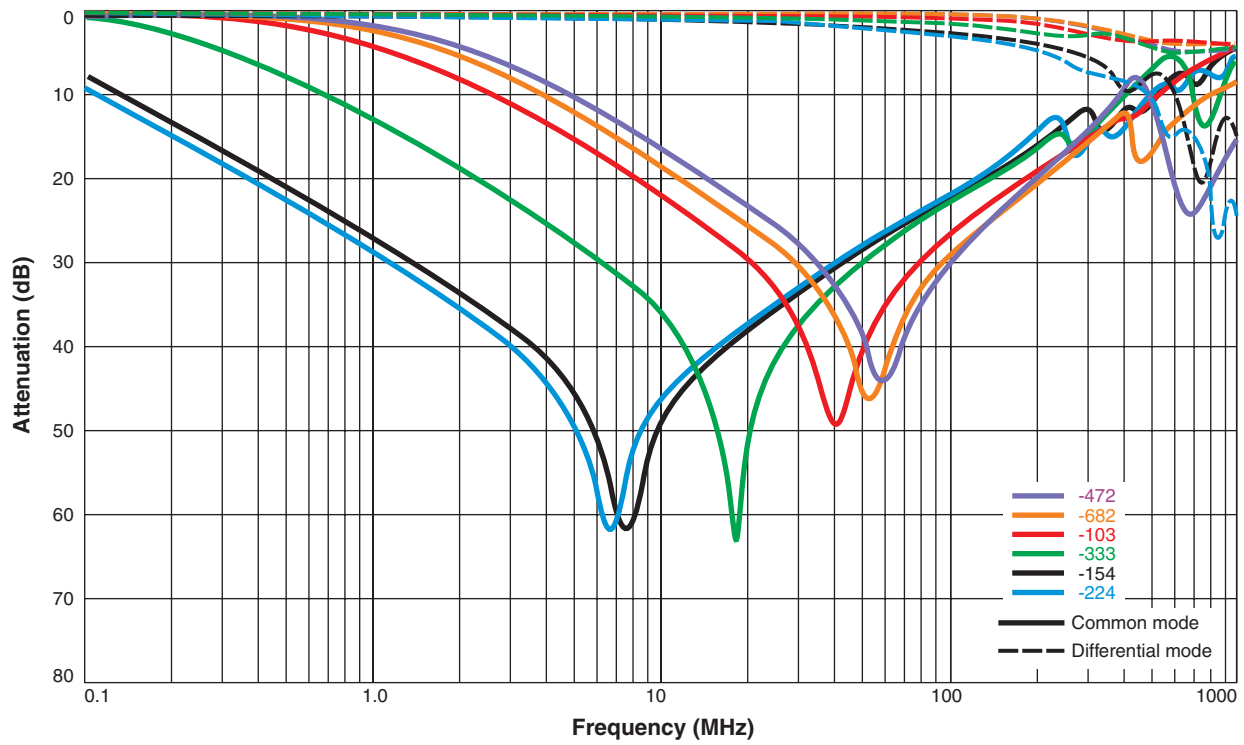
© Coilcraft Inc. 2020

This product may not be used in medical or high risk applications without prior Coilcraft approval. Specification subject to change without notice. Please check web site for latest information.

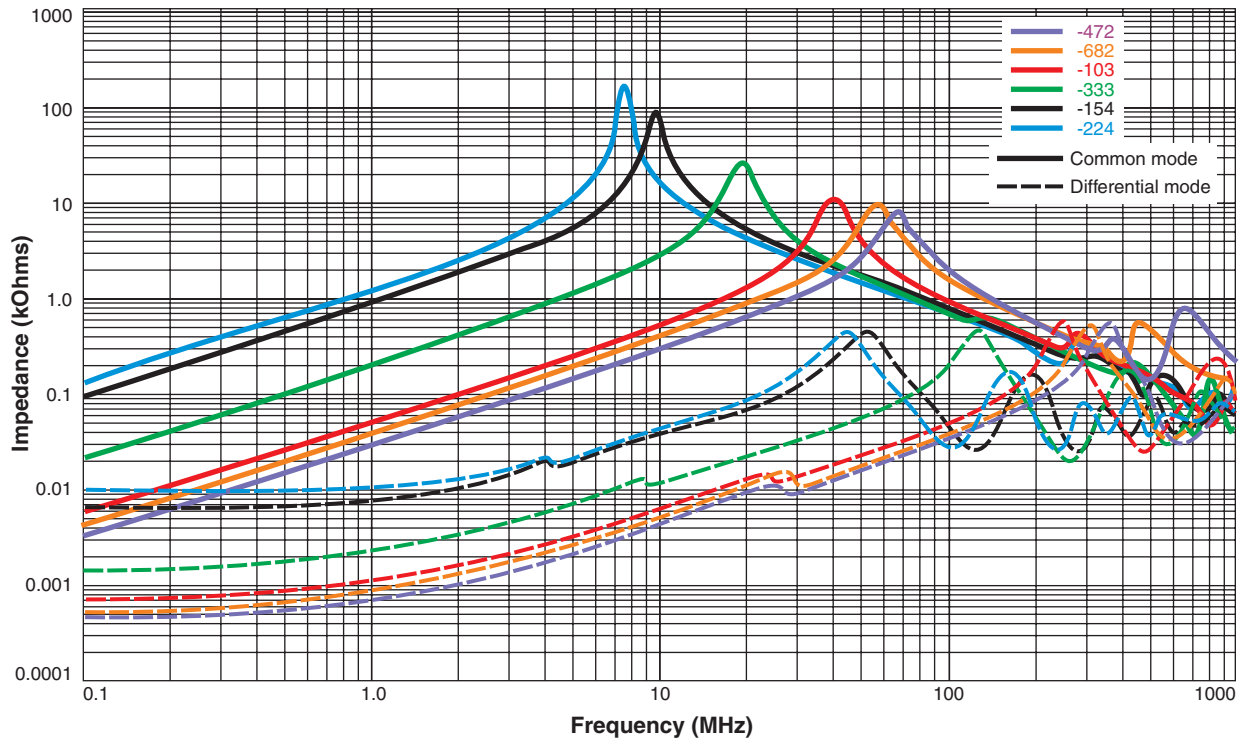


Common Mode Chokes – LPD5030V Series

Typical Attenuation (Ref: 50 Ohms)



Typical Impedance vs Frequency



US +1-847-639-6400 sales@coilcraft.com
UK +44-1236-730595 sales@coilcraft-europe.com
Taiwan +886-2-2264 3646 sales@coilcraft.com.tw
China +86-21-6218 8074 sales@coilcraft.com.cn
Singapore + 65-6484 8412 sales@coilcraft.com.sg

Document 1352-3 Revised 11/04/20
 © Coilcraft Inc. 2020
 This product may not be used in medical or high risk applications without prior Coilcraft approval. Specification subject to change without notice. Please check web site for latest information.