

Shielded Power Inductor

For NSC LM315x
SIMPLE SWITCHER®



Part number ¹	Inductance ² ±20% (µH)	DCR ±8% (mOhm)	SRF typ ³ (MHz)	Isat ⁴ (A)	Irms ⁵ (A)
HA3778-AL_	1.65	2.53	55	17	20

1. When ordering, please specify **termination** and **packaging** codes:

HA3778-ALC

Termination: L = RoHS compliant tin-silver over copper.

Special order: T = RoHS tin-silver-copper (95.5/4/0.5) or **S** = non-RoHS tin-lead (63/37).

Packaging: C = 7" machine-ready reel. EIA-481 embossed plastic tape (100 parts per full reel).

B = Less than full reel. In tape, but not machine ready. To have a leader and trailer added (\$25 charge), use code letter C instead.

D = 13" machine-ready reel. EIA-481 embossed plastic tape. Factory order only, not stocked (500 parts per full reel).

- Inductance measured at 500 kHz, 0.1 Vrms, 0 Adc using a Coilcraft SMD-A fixture in an Agilent/HP 4284A LCR meter or equivalent.
 - SRF measured on an Agilent/HP 8753ES.
 - DC current at which the inductance drops 30% (typ) from its value without current.
 - Current that causes a 40°C temperature rise from 25°C ambient. This information is for reference only and does not represent absolute maximum ratings.
 - Electrical specifications at 25°C.
- Refer to Doc 362 "Soldering Surface Mount Components" before soldering.

- Designed specifically for National Semiconductor LM315x SIMPLE SWITCHER® Controllers for applications with output current up to 12 A.
- L1 on NSC Demonstration Board LM3152-3.3
- Soft saturation makes it ideal for use in multi-phase VRM/VRD regulators and high current/high frequency DC/DC converters.
- Flat wire construction for low DCR
- The materials used eliminate all thermal aging issues

Core material Powdered iron

Terminations RoHS compliant tin-silver over copper. Other terminations available at additional cost.

Weight 3.44 g

Ambient temperature -40°C to +85°C with Irms current

Maximum part temperature +125°C (ambient + temp rise).

Storage temperature Component: -40°C to +125°C.

Packaging: -40°C to +80°C

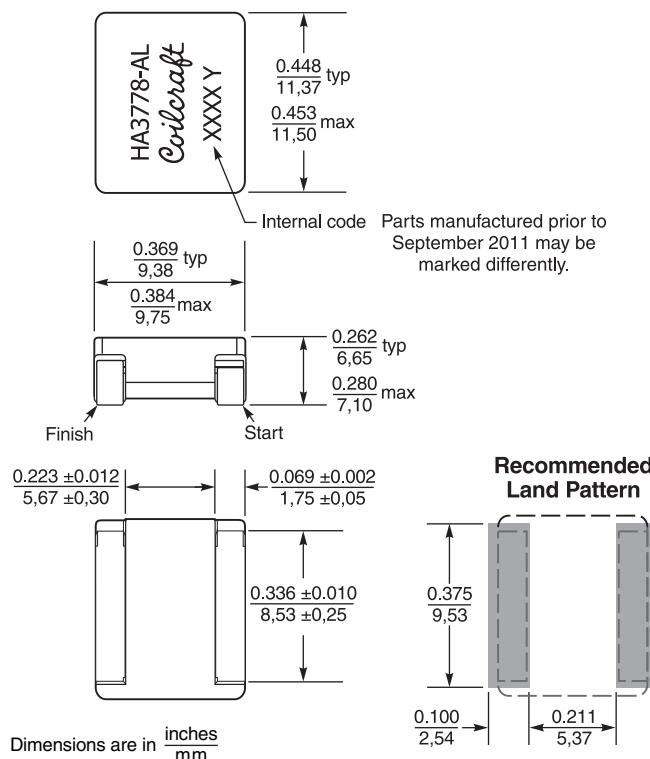
Resistance to soldering heat Max three 40 second reflows at +260°C, parts cooled to room temperature between cycles

Moisture Sensitivity Level (MSL) 1 (unlimited floor life at <30°C / 85% relative humidity)

Mean Time Between Failures (MTBF) 26,315,789 hours

Packaging 100/7" reel; 500/13" reel Plastic tape: 24 mm wide, 0.4 mm thick, 16 mm pocket spacing, 7.5 mm pocket depth

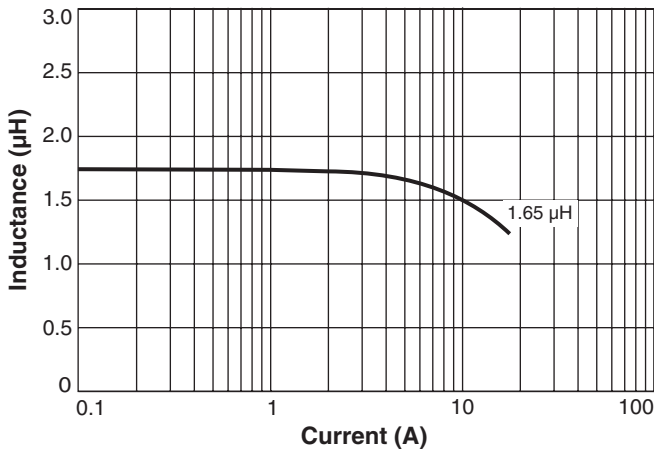
PCB washing Tested to MIL-STD-202 Method 215 plus an additional aqueous wash. See [Doc787_PCB_Washing.pdf](#).



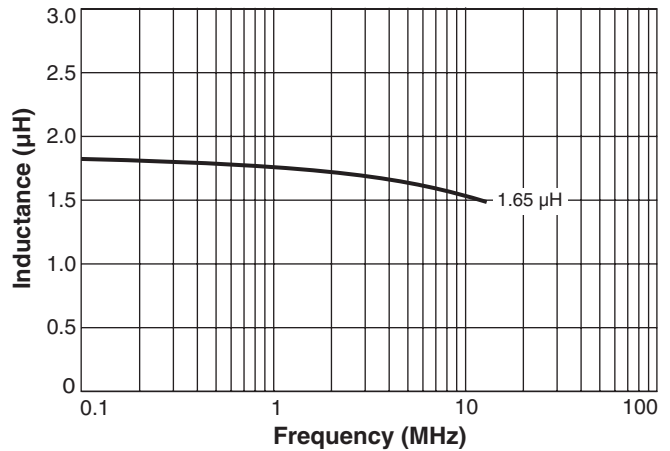


Shielded Power Inductor – HA3778-AL

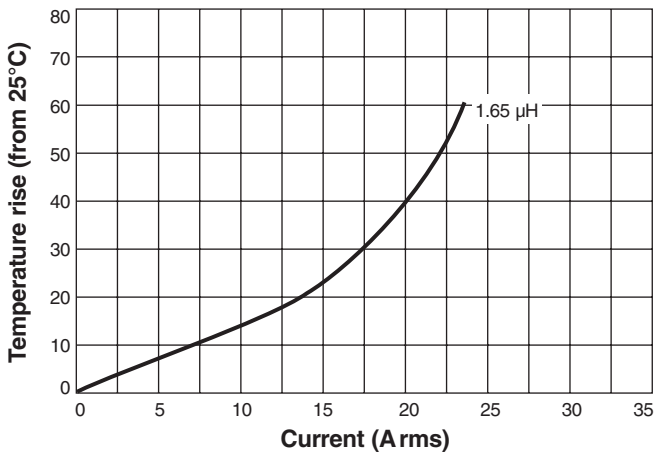
Inductance vs Current



Inductance vs Frequency



Temperature Rise vs Current



US +1-847-639-6400 sales@coilcraft.com
UK +44-1236-730595 sales@coilcraft-europe.com
Taiwan +886-2-2264 3646 sales@coilcraft.com.tw
China +86-21-6218 8074 sales@coilcraft.com.cn
Singapore + 65-6484 8412 sales@coilcraft.com.sg

Document 684-2 Revised 12/12/16
 © Coilcraft Inc. 2016
 This product may not be used in medical or high risk applications without prior Coilcraft approval. Specification subject to change without notice. Please check web site for latest information.