

**NEW!**

# Shielded Power Inductors AGM2222



- 75% smaller than previous generation
- Very low DCR maintains high efficiency
- Soft saturation with high current handling capability
- Magnetic shielding reduces power losses at high frequency
- Ideal for Bi-directional 12 V – 48 V DC-DC converters
- AEC-Q200 Grade 1 qualified (–40°C to +125°C ambient)

**Environmental** RoHS compliant, halogen free**Terminations** RoHS compliant tin-silver over copper**Core material** Powdered iron**Weight** 46 – 51 g**Ambient temperature** –40°C to +125°C with Irms current**Maximum part temperature** +165°C (ambient + temp rise)**Storage temperature** Component: –40°C to +165°C.

Tray packaging: –40°C to +80°C

**Moisture Sensitivity Level (MSL)** 1 (unlimited floor life at <30°C / 85% relative humidity)**Failures in Time (FIT) / Mean Time Between Failures (MTBF)**

38 per billion hours / 26,315,789 hours, calculated per Telcordia SR-332

**Packaging** 42 parts per tray**PCB washing** Tested to MIL-STD-202 Method 215 plus an additional aqueous wash. See [Doc787\\_PCB\\_Washing.pdf](#).

Part number	Inductance <sup>1</sup> ±20% (µH)	DCR (mOhms) <sup>2</sup>		SRF typ <sup>3</sup> (MHz)	Isat (A) <sup>4</sup>			Irms (A) <sup>5</sup>	
		typ	max		10% drop	20% drop	30% drop	20°C rise	40°C rise
AGM2222-192ME	1.9	0.62	0.80	65.0	49.0	81.5	110.0	37.0	54.0
AGM2222-222ME	2.2	0.62	0.80	62.0	35.0	60.0	84.0	37.0	54.0
AGM2222-282ME	2.8	0.74	0.85	46.0	41.0	66.5	93.5	33.0	47.0
AGM2222-322ME	3.2	0.74	0.85	45.8	29.0	50.0	71.0	33.0	47.0
AGM2222-392ME	3.9	0.77	0.90	34.0	35.0	57.5	80.0	32.0	45.0
AGM2222-432ME	4.3	0.77	0.90	35.0	23.0	40.0	57.0	32.0	45.0
AGM2222-512ME	5.1	1.10	1.40	33.0	31.0	50.0	71.0	28.0	40.0
AGM2222-562ME	5.6	1.10	1.40	29.5	22.0	38.0	55.0	28.0	40.0
AGM2222-652ME	6.5	1.47	1.80	29.0	27.5	44.0	62.0	25.0	35.0
AGM2222-712ME	7.1	1.47	1.80	29.0	18.0	32.0	46.0	25.0	35.0
AGM2222-802ME	8.0	1.70	2.00	24.5	24.5	40.0	56.0	22.0	32.0
AGM2222-882ME	8.8	1.70	2.00	24.5	17.0	29.0	42.0	22.0	32.0
AGM2222-103ME	10.0	2.08	2.50	23.0	15.0	26.0	37.0	21.0	30.0

1. Inductance tested at 100 kHz, 0.1 Vrms, 0 Adc.

2. DCR measured on a micro-ohmmeter.

3. SRF measured using Agilent/HP 4395A or equivalent.

4. DC current at 25°C that causes an inductance drop of 30% (typ) from its value without current.

5. Current that causes the specified temperature rise from 25°C ambient. This information is for reference only and does not represent absolute maximum ratings.

6. Electrical specifications at 25°C.



www.coilcraft.com

**US** +1-847-639-6400 sales@coilcraft.com**UK** +44-1236-730595 sales@coilcraft-europe.com**Taiwan** +886-2-2264 3646 sales@coilcraft.com.tw**China** +86-21-6218 8074 sales@coilcraft.com.cn**Singapore** + 65-6484 8412 sales@coilcraft.com.sg

Document 1502-1 Revised 05/07/19

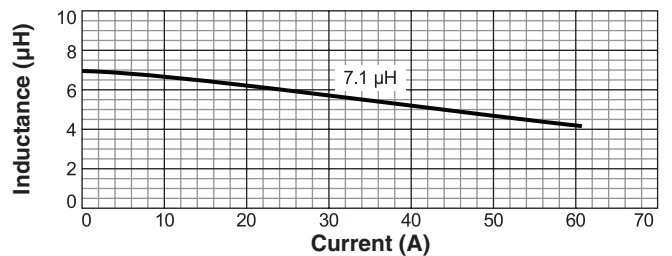
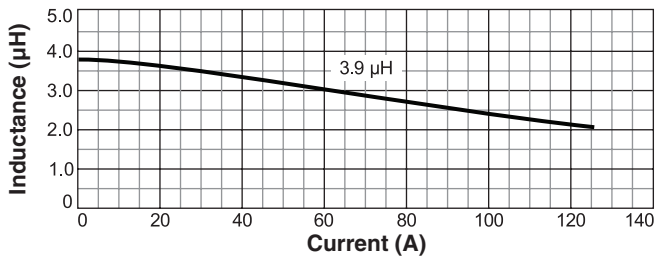
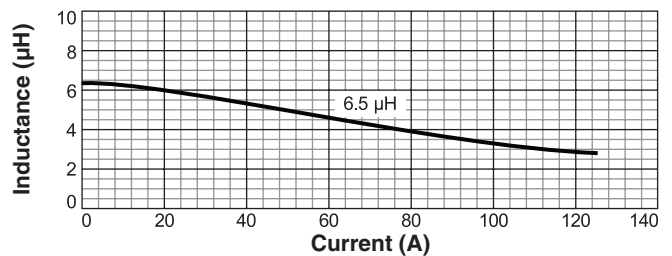
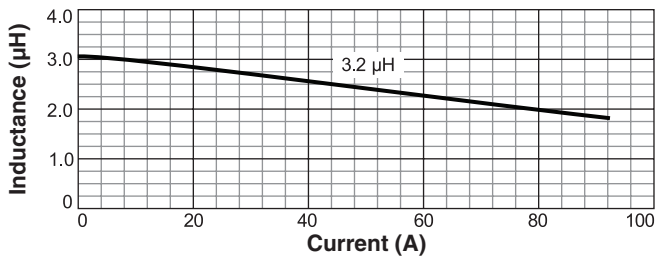
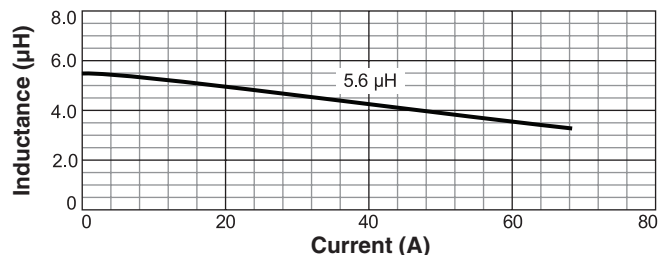
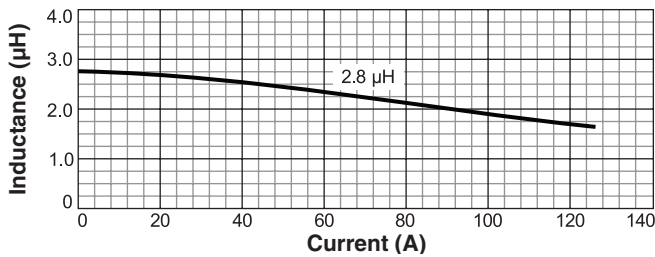
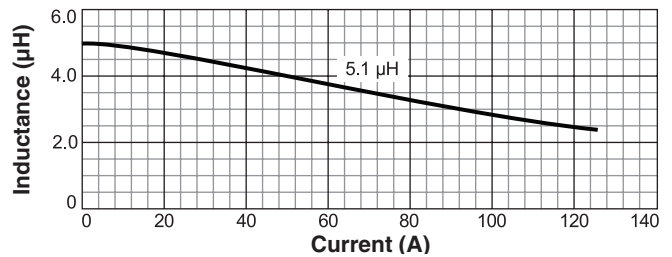
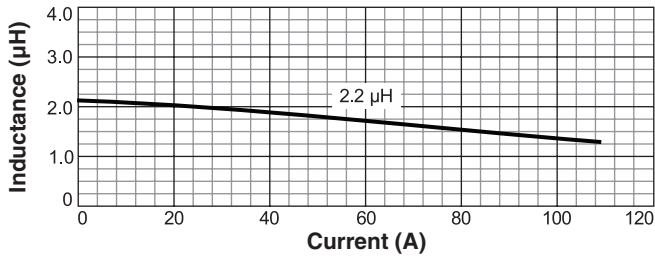
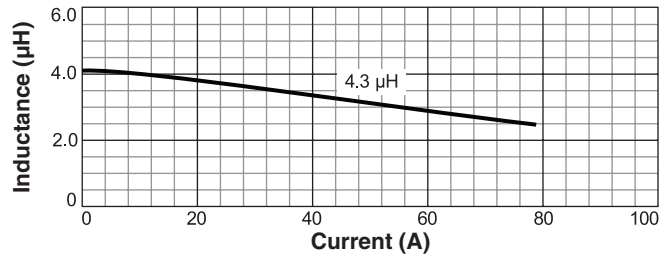
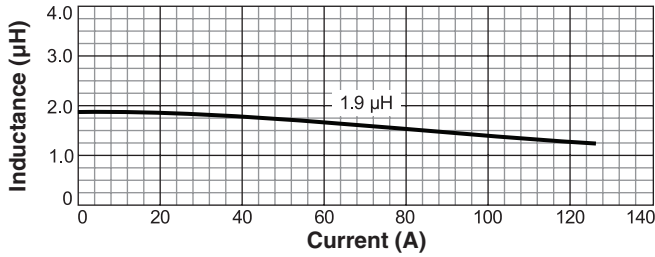
© Coilcraft Inc. 2019

This product may not be used in medical or high risk applications without prior Coilcraft approval. Specification subject to change without notice. Please check web site for latest information.



# AGM2222 Shielded Power Inductors

## L vs Current



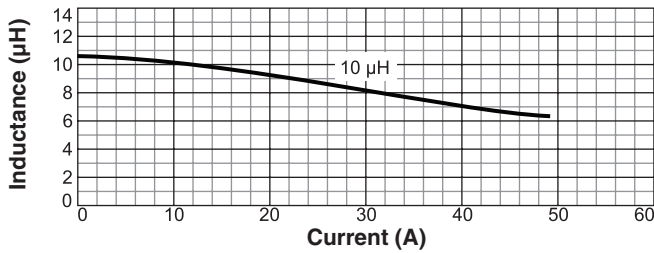
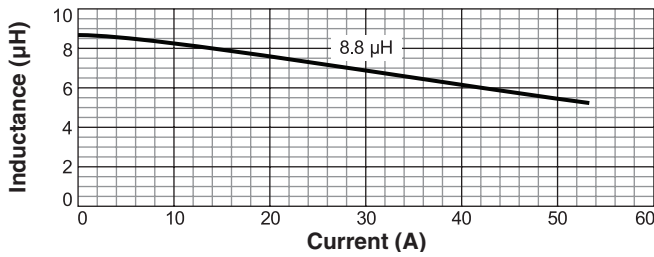
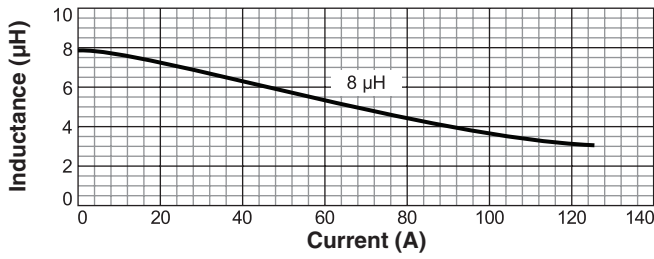
**US** +1-847-639-6400 sales@coilcraft.com  
**UK** +44-1236-730595 sales@coilcraft-europe.com  
**Taiwan** +886-2-2264 3646 sales@coilcraft.com.tw  
**China** +86-21-6218 8074 sales@coilcraft.com.cn  
**Singapore** + 65-6484 8412 sales@coilcraft.com.sg

Document 1502-2 Revised 05/07/19  
 © Coilcraft Inc. 2019  
 This product may not be used in medical or high risk applications without prior Coilcraft approval. Specification subject to change without notice. Please check web site for latest information.

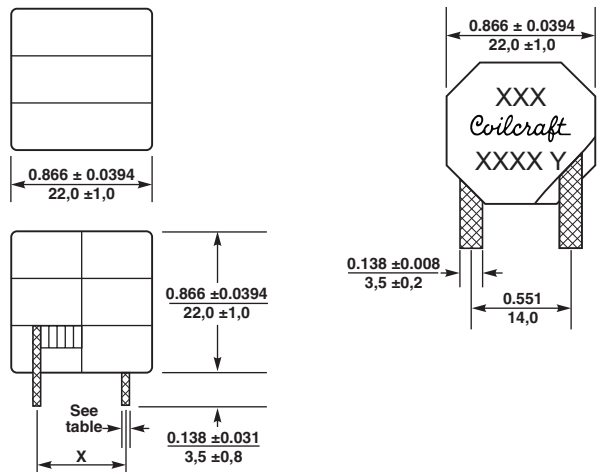
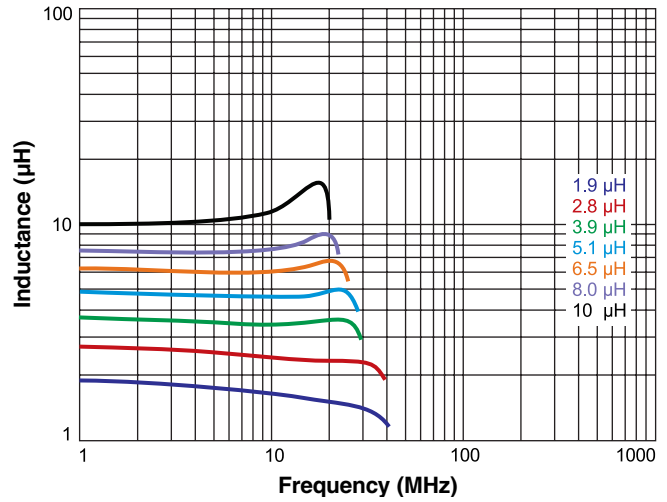


# AGM2222 Shielded Power Inductors

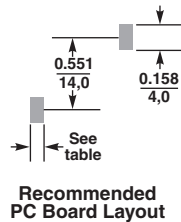
## L vs Current



## L vs Frequency



X-Lead Centers ±0.020/0,5 (in/mm)	Dash number	Terminal dimension ±0.008/0,203 (in/mm)	Through hole dimension (in/mm)
0.562/14.3	-192	0.098/2,5	0.118/3,0
0.562/14.3	-222	0.098/2,5	0.118/3,0
0.562/14.3	-282	0.079/2,0	0.10/2,54
0.562/14.3	-322	0.079/2,0	0.10/2,54
0.562/14.3	-392	0.079/2,0	0.10/2,54
0.562/14.3	-432	0.079/2,0	0.10/2,54
0.579/14,7	-512	0.069/1,75	0.089/2,25
0.579/14,7	-562	0.069/1,75	0.089/2,25
0.579/14,7	-652	0.059/1,5	0.079/2,0
0.579/14,7	-712	0.059/1,5	0.079/2,0
0.602/15,3	-802	0.053/1,35	0.073/1,85
0.602/15,3	-882	0.053/1,35	0.073/1,85
0.602/15,3	-103	0.047/1,2	0.067/1,7



Dimensions are in  $\frac{\text{inches}}{\text{mm}}$



**US** +1-847-639-6400 sales@coilcraft.com  
**UK** +44-1236-730595 sales@coilcraft-europe.com  
**Taiwan** +886-2-2264 3646 sales@coilcraft.com.tw  
**China** +86-21-6218 8074 sales@coilcraft.com.cn  
**Singapore** + 65-6484 8412 sales@coilcraft.com.sg

Document 1502-3 Revised 05/07/19  
 © Coilcraft Inc. 2019  
 This product may not be used in medical or high risk applications without prior Coilcraft approval. Specification subject to change without notice. Please check web site for latest information.