


Shielded Power Inductors - LPS3010

Improved version now available.

These parts are not recommended for new designs. They are replaced by new lead free and halogen free versions which are identical in form, fit and function. See www.coilcraft.com/lps3010.cfm.



- Ultra small 3.0 x 3.0 mm footprint; less than 1.0 mm tall
- Very low DCR; excellent current handling

Core material Ferrite

Core and winding loss See www.coilcraft.com/coreloss

Terminations RoHS compliant silver-palladium-platinum-glass frit. Other terminations available at additional cost.

Weight 25 – 32 mg

Ambient temperature -40°C to +85°C with Irms current, +85°C to +125°C with derated current

Storage temperature Component: -40°C to +125°C. Tape and reel packaging: -40°C to +80°C

Resistance to soldering heat Max three 40 second reflows at +260°C, parts cooled to room temperature between cycles

Moisture Sensitivity Level (MSL) 1 (unlimited floor life at <30°C / 85% relative humidity)

Failures in Time (FIT) / Mean Time Between Failures (MTBF)

38 per billion hours / 26,315,789 hours, calculated per Telcordia SR-332

Packaging 1000/7" reel; 3500/13" reel; Plastic tape: 12 mm wide, 0.23 mm thick, 8 mm pocket spacing, 1.4 mm pocket depth (Refer to dimensional drawing for part orientation in tape.)

Recommended pick and place nozzle OD: 3 mm; ID: ≤ 1.5 mm

PCB washing Tested with pure water or alcohol only. For other solvents, see Doc787_PCB_Washing.pdf

Part number ¹	Inductance ² ±20% (µH)	DCR max ³ (Ohms)	SRF typ ⁴ (MHz)	Isat (A) ⁵			Irms (A) ⁶	
				10% drop	20% drop	30% drop	20°C rise	40°C rise
LPS3010-471ML_	0.47	0.070	370	1.8	1.9	2.0	1.3	1.80
LPS3010-681ML_	0.68	0.080	270	1.6	1.7	1.7	1.3	1.75
LPS3010-102ML_	1.0	0.085	230	1.5	1.6	1.6	1.1	1.50
LPS3010-152ML_	1.5	0.120	165	1.3	1.4	1.4	1.05	1.40
LPS3010-182ML_	1.8	0.150	150	1.2	1.2	1.3	1.00	1.40
LPS3010-222ML_	2.2	0.220	130	1.3	1.4	1.4	0.90	1.10
LPS3010-332ML_	3.3	0.220	110	0.83	0.88	0.90	0.85	1.10
LPS3010-472ML_	4.7	0.300	92	0.72	0.75	0.77	0.70	0.95
LPS3010-562ML_	5.6	0.400	80	0.67	0.69	0.71	0.60	0.78
LPS3010-682ML_	6.8	0.450	70	0.61	0.63	0.64	0.56	0.74
LPS3010-822ML_	8.2	0.520	62	0.56	0.59	0.59	0.53	0.70
LPS3010-103ML_	10	0.540	58	0.50	0.53	0.55	0.48	0.64
LPS3010-123ML_	12	0.700	47	0.46	0.49	0.50	0.44	0.58
LPS3010-153ML_	15	0.950	43	0.41	0.43	0.44	0.37	0.48
LPS3010-183ML_	18	1.10	40	0.38	0.40	0.41	0.33	0.47
LPS3010-223ML_	22	1.20	36	0.32	0.35	0.36	0.30	0.41
LPS3010-333ML_	33	2.00	27	0.25	0.27	0.28	0.26	0.35
LPS3010-473ML_	47	3.20	21	0.23	0.24	0.25	0.22	0.31
LPS3010-683ML_	68	3.50	21	0.20	0.21	0.22	0.20	0.28
LPS3010-104ML_	100	5.25	14	0.14	0.16	0.17	0.18	0.24
LPS3010-124ML_	120	6.10	12	0.13	0.15	0.15	0.14	0.19
LPS3010-154ML_	150	9.15	11	0.13	0.14	0.14	0.13	0.17
LPS3010-184ML_	180	10.1	9	0.11	0.12	0.13	0.11	0.15
LPS3010-224ML_	220	12.5	8	0.10	0.11	0.12	0.095	0.13
LPS3010-334ML_	330	18.5	7	0.10	0.105	0.115	0.085	0.11

1. Please specify **termination** and **packaging** codes:

LPS3010-223MLC

Termination: L = RoHS compliant silver-palladium-platinum-glass frit.
Special order:
T = RoHS tin-silver-copper (95.5/4/0.5) or S = non-RoHS tin-lead (63/37).

Packaging: C = 7" machine-ready reel. EIA-481 embossed plastic tape (1000 parts per full reel).

B = Less than full reel. In tape, but not machine ready.
To have a leader and trailer added (\$25 charge), use code letter C instead.

D = 13" machine-ready reel. EIA-481 embossed plastic tape. Factory order only, not stocked (3500 parts per full reel).

- Inductance tested at 100 kHz, 0.1 Vrms using an Agilent/HP 4192A. Inductance at 1 MHz is the same for parts with SRF ≥ 10 MHz.
- DCR measured on a micro-ohmmeter.
- SRF measured using an Agilent/HP 8753ES or equivalent.
- DC current that causes the specified inductance drop from its value without current.
- Current that causes the specified temperature rise from 25°C ambient.
- Electrical specifications at 25°C. Refer to Doc 362 "Soldering Surface Mount Components" before soldering.

Coilcraft[®]

www.coilcraft.com

US +1-847-639-6400 sales@coilcraft.com

UK +44-1236-730595 sales@coilcraft-europe.com

Taiwan +886-2-2264 3646 sales@coilcraft.com.tw

China +86-21-6218 8074 sales@coilcraft.com.cn

Singapore +65-6484 8412 sales@coilcraft.com.sg

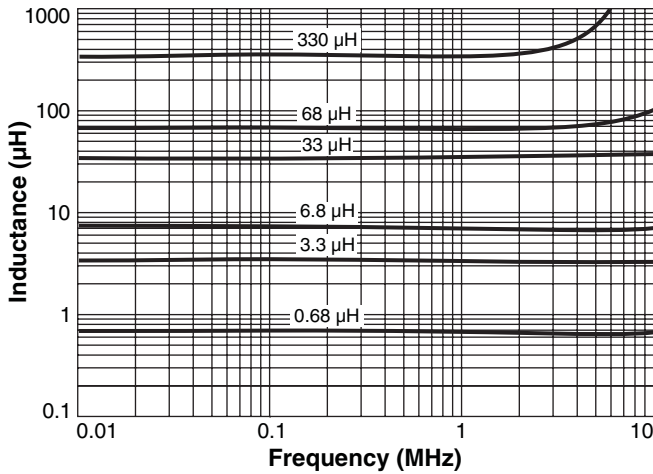
Document 428NR-1 Revised 11/22/11

© Coilcraft Inc. 2014

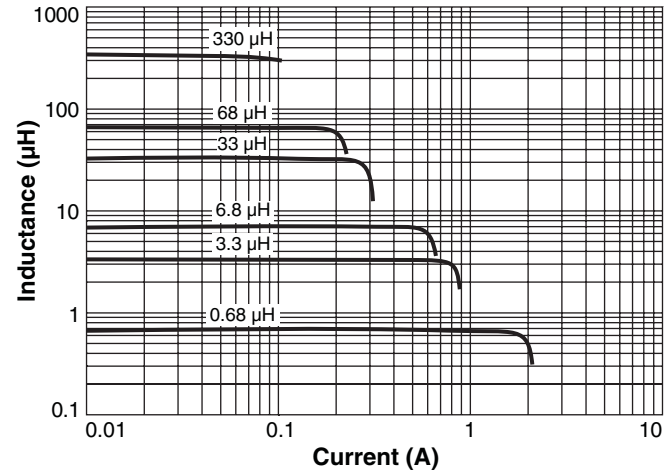
This product may not be used in medical or high risk applications without prior Coilcraft approval. Specification subject to change without notice. Please check web site for latest information.

Shielded SMT Power Inductors – LPS3010 Series

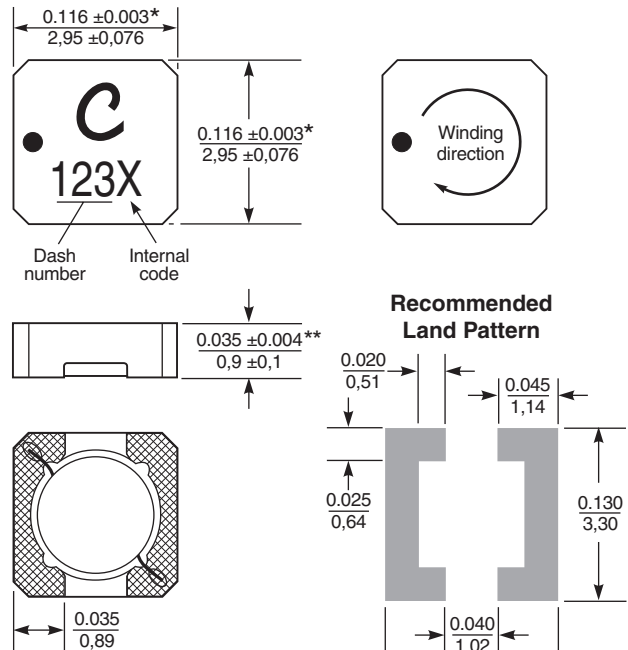
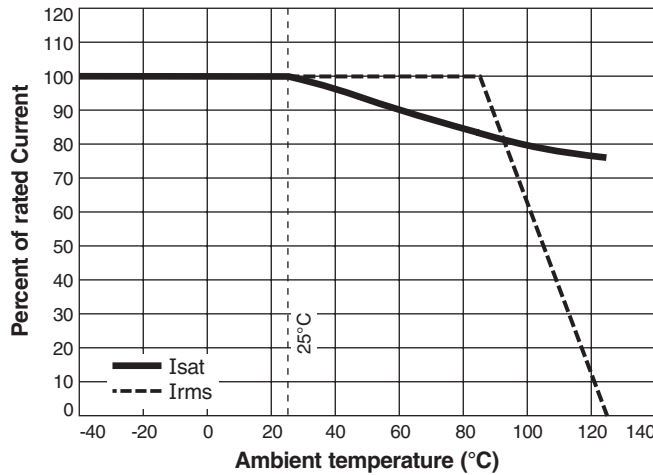
L vs Frequency



L vs Current



Typical Current Derating



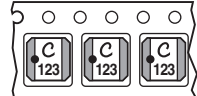
* Dimensions are of the case not including the termination. For maximum overall dimensions including the termination, add 0.005 in / 0,13 mm.

**For optional tin-lead and tin-silver-copper terminations, dimensions are for the mounted part. Dimensions before mounting can be an additional 0.005 inch (0,13 mm).

Dimensions are in $\frac{\text{inches}}{\text{mm}}$

Packaging 1000/7" reel; 3500/13" reel; Plastic tape: 12 mm wide, 0.23 mm thick, 8 mm pocket spacing, 1.4 mm pocket depth

Orientation of parts in packaging tape



US +1-847-639-6400 sales@coilcraft.com
UK +44-1236-730595 sales@coilcraft-europe.com
Taiwan +886-2-2264 3646 sales@coilcraft.com.tw
China +86-21-6218 8074 sales@coilcraft.com.cn
Singapore + 65-6484 8412 sales@coilcraft.com.sg

Document 428NR-2 Revised 11/22/11
 © Coilcraft Inc. 2014
 This product may not be used in medical or high risk applications without prior Coilcraft approval. Specification subject to change without notice. Please check web site for latest information.

