


**NEW!**

# High Current Ferrite Beads – SLZ1380

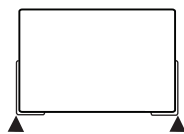


- Wirewound surface mount package
- High current ferrite beads designed for high frequency EMI noise cancellation
- Optimized for CISPR 25 EMC compliance, 30 MHz to 3 GHz
- AEC-Q200 Qualified

**Core material** Ferrite  
**Terminations** RoHS compliant matte tin over nickel over copper.  
**Weight** 5.41 – 5.98 g  
**Environmental** RoHS compliant, halogen free  
**Ambient temperature** –40°C to +105°C with (40°C rise) Irms current.  
**Maximum part temperature** +145°C (ambient + temp rise).  
**Storage temperature** Component: –40°C to +105°C.  
 Tape and reel packaging: –40°C to +80°C  
**Resistance to soldering heat** Max three 40 second reflows at +260°C, parts cooled to room temperature between cycles  
**Moisture Sensitivity Level (MSL)** 1 (unlimited floor life at <30°C / 85% relative humidity)  
**Packaging** 500/13" reel; Plastic tape: 24 mm wide, 0.40 mm thick, 16 mm pocket spacing, 8.13 mm pocket depth  
**PCB washing** Tested to MIL-STD-202 Method 215 plus an additional aqueous wash. See [Doc787\\_PCB\\_Washing.pdf](#).

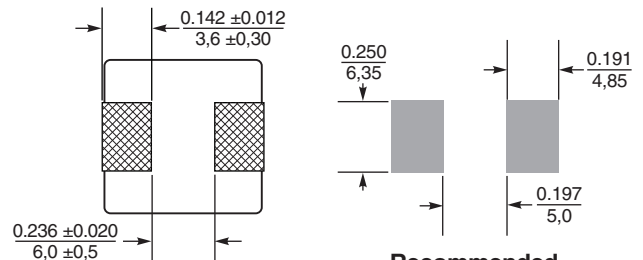
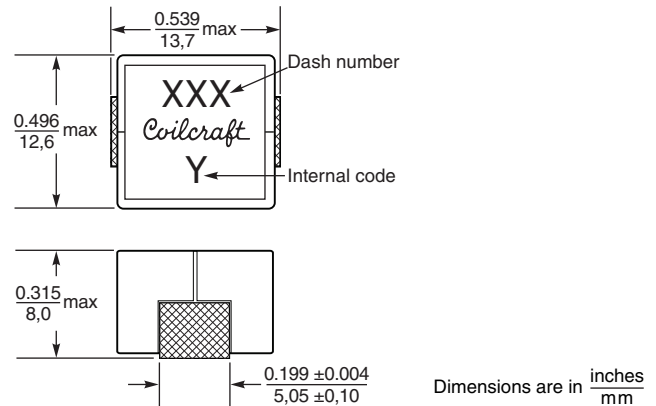
Part number <sup>1</sup>	Impedance typ (Ohms)		Inductance <sup>2</sup> ±20% (nH)	DCR ±10% <sup>3</sup> (mOhms)	Isat <sup>4</sup> (A)	Irms (A) <sup>5</sup>	
	100 MHz	1 GHz				20°C rise	40°C rise
SLZ1380-650MED	65	180	100	0.18	94	32	41
SLZ1380-131MED	130	153	330	0.18	26	32	41

- Packaging:** D = 13" machine-ready reel. EIA-481 embossed plastic tape (500 parts per reel). Quantities less than full reel available: in tape (not machine ready) or with leader and trailer (\$25 charge).
- Inductance tested at 100 kHz, 0.1 Vrms, 0 Adc.
- DCR is measured on a micro-ohmmeter at points indicated in the diagram below.



▲ Points used for measuring DCR

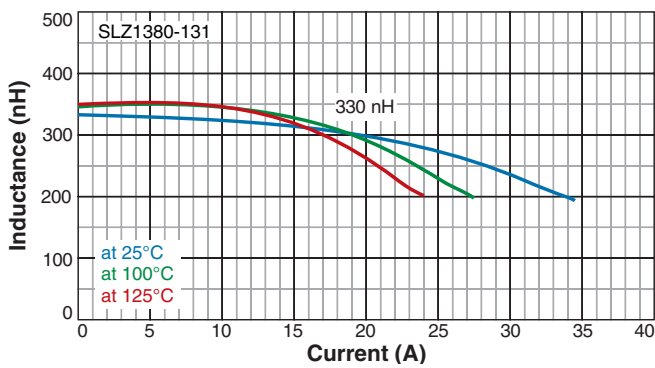
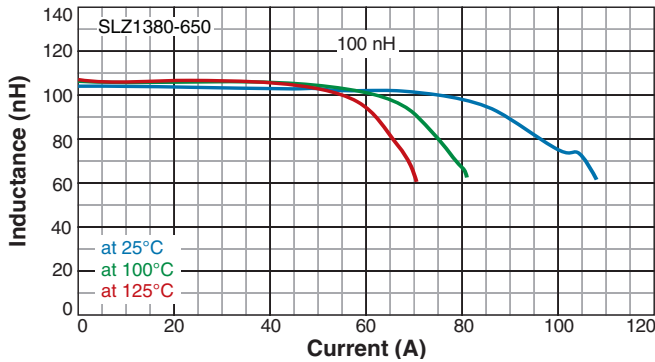
- DC current that causes an inductance drop of 20% (typ) from its value without current.
- Current that causes the specified temperature rise from 25°C ambient. This information is for reference only and does not represent absolute maximum ratings. Temperature rise is highly dependent on many factors including pcb land pattern, trace size, air flow, and proximity to other components. Therefore temperature rise should be verified in application conditions.
- Electrical specifications at 25°C. Refer to Doc 362 "Soldering Surface Mount Components" before soldering.



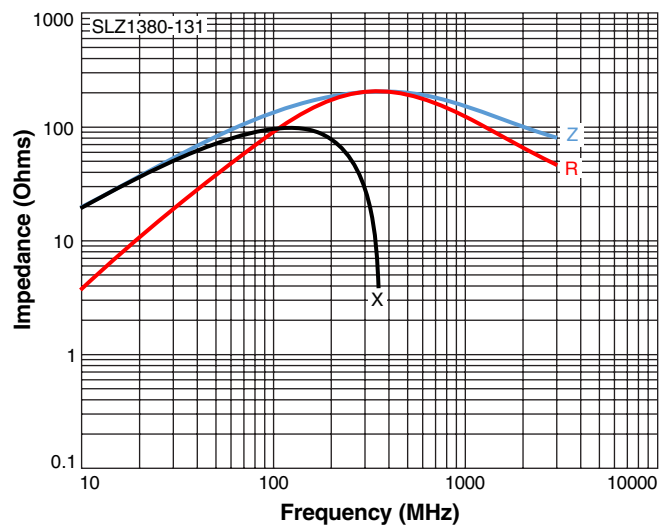
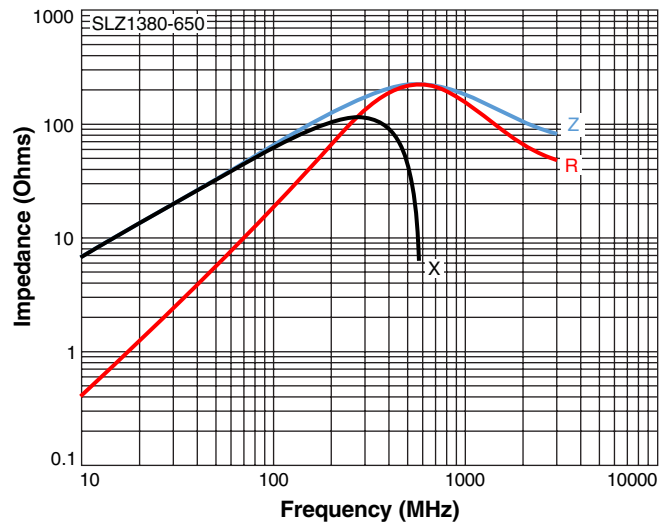


# SLZ1380 High Current Ferrite Beads

## L vs Current vs Temperature



## Impedance vs Frequency



**US** +1-847-639-6400 sales@coilcraft.com  
**UK** +44-1236-730595 sales@coilcraft-europe.com  
**Taiwan** +886-2-2264 3646 sales@coilcraft.com.tw  
**China** +86-21-6218 8074 sales@coilcraft.com.cn  
**Singapore** + 65-6484 8412 sales@coilcraft.com.sg

Document 1893-2 Revised 05/20/26  
 © Coilcraft Inc. 2026  
 This product may not be used in medical or high risk applications without prior Coilcraft approval. Specification subject to change without notice. Please check web site for latest information.