


# Common Mode Line Chokes – CMT



- Inductance values up to 125 mH
- Irms ratings as high as 15 Amps
- 1250 Vrms, one minute isolation between windings
- Industry standard footprint
- Creepage and clearance = 3.2 mm
- UL1446 Class B (130°C) Insulation System (UL File E83628)

**Core material** Ferrite

**Terminations** RoHS compliant tin-silver over copper

**Ambient temperature** -40°C to +85°C

**Storage temperature** Component: -40°C to +85°C.  
Tray packaging: -40°C to +80°C

**Moisture Sensitivity Level (MSL)** 1 (unlimited floor life at <30°C / 85% relative humidity)

**Failures in Time (FIT) / Mean Time Between Failures (MTBF)**  
38 per billion hours / 26,315,789 hours, calculated per Telcordia SR-332

**PCB washing** Tested to MIL-STD-202 Method 215 plus an additional aqueous wash. See [Doc787\\_PCB\\_Washing.pdf](#).

## CMT-1 Series

Part number	Common mode peak impedance (kOhms)	Inductance <sup>1</sup> min (mH)	DCR max <sup>2</sup> (Ohms)	Leakage inductance <sup>3</sup> max (µH)	Isolation <sup>4</sup> (Vrms)	Irms (A)
CMT1-5.0-1L	46.64 @ 0.70 MHz	5.0	0.207	80	1250	1
CMT1-8.0-1L	81.12 @ 0.25 MHz	8.0	0.270	125	1250	1
CMT1-15.0-1L	160.4 @ 0.16 MHz	15	0.430	233	1250	1
CMT1-2.5-2L	28.16 @ 0.86 MHz	2.5	0.090	42	1250	2
CMT1-4.0-2L	46.14 @ 0.38 MHz	4.0	0.095	70	1250	2
CMT1-7.5-2L	17.74 @ 0.27 MHz	7.5	0.108	74	1250	2
CMT1-1.3-4L	8.97 @ 1.1 MHz	1.3	0.029	20	1250	4
CMT1-2.1-4L	22.06 @ 0.49 MHz	2.1	0.040	36	1250	4
CMT1-3.7-4L	5.48 @ 0.64 MHz	3.7	0.036	40	1250	4
CMT1-1.0-6L	6.21 @ 1.3 MHz	1.0	0.022	19	1250	6
CMT1-1.7-6L	12.64 @ 0.63 MHz	1.7	0.032	34	1250	6
CMT1-3.0-6L	7.76 @ 0.48 MHz	3.0	0.027	35	1250	6
CMT1-6-9L	4.57 @ 1.7 MHz	0.6	0.012	11	1250	9
CMT1-1.1-9L	2.74 @ 3.0 MHz	1.1	0.013	12	1250	9
CMT1-1.9-9L	3.67 @ 0.93 MHz	1.9	0.017	20	1250	9
CMT1-5-12L	3.41 @ 1.6 MHz	0.5	0.008	9.0	1250	12
CMT1-8-12L	1.99 @ 3.8 MHz	0.8	0.008	9.0	1250	12
CMT1-1.4-12L	3.53 @ 2.0 MHz	1.4	0.011	16	1250	12
CMT1-3-15L	1.58 @ 1.2 MHz	0.3	0.005	6.0	1250	15
CMT1-6-15L	1.48 @ 3.8 MHz	0.6	0.006	6.5	1250	15
CMT1-1.1-15L	2.01 @ 0.79 MHz	1.1	0.008	13.7	1250	15

1. Inductance shown for each winding, measured at 15.75 kHz, 0.1 Vrms, 0 Adc on an Agilent/HP 4284A LCR meter or equivalent.

2. DCR is for each winding.

3. Leakage inductance is measured from pin 1 to pin 4 with pins 2 and 3 shorted.

4. Interwinding isolation (hipot) tested for one minute.

5. Electrical specifications at 25°C.



www.coilcraft.com

**US** +1-847-639-6400 sales@coilcraft.com

**UK** +44-1236-730595 sales@coilcraft-europe.com

**Taiwan** +886-2-2264 3646 sales@coilcraft.com.tw

**China** +86-21-6218 8074 sales@coilcraft.com.cn

**Singapore** + 65-6484 8412 sales@coilcraft.com.sg

Document 326-1 Revised 05/14/20

© Coilcraft Inc. 2020

This product may not be used in medical or high risk applications without prior Coilcraft approval. Specification subject to change without notice. Please check web site for latest information.



# Common Mode Line Chokes – CMT Series

## CMT-2 Series

Part number	Common mode peak impedance (kOhms)	Inductance <sup>1</sup> min (mH)	DCR max <sup>2</sup> (Ohms)	Leakage inductance <sup>3</sup> max (μH)	Isolation <sup>4</sup> (Vrms)	Irms (A)
CMT2-7.5-1L	82.49 @ 0.50 MHz	7.5	0.270	90	1250	1
CMT2-13-1L	161.5 @ 0.27 MHz	13	0.415	190	1250	1
CMT2-3.8-2L	32.73 @ 0.78 MHz	3.8	0.106	48	1250	2
CMT2-6.5-2L	56.35 @ 0.41 MHz	6.5	0.145	98	1250	2
CMT2-1.9-4L	16.92 @ 1.1 MHz	1.9	0.038	26	1250	4
CMT2-3.3-4L	29.70 @ 0.61 MHz	3.3	0.055	45	1250	4
CMT2-1.5-6L	14.54 @ 0.63 MHz	1.5	0.029	21	1250	6
CMT2-2.6-6L	19.17 @ 0.64 MHz	2.6	0.040	41	1250	6
CMT2-9-9L	4.92 @ 1.2 MHz	0.9	0.014	17	1250	9
CMT2-1.5-9L	3.34 @ 2.2 MHz	1.5	0.013	15	1250	9
CMT2-7-12L	4.89 @ 1.7 MHz	0.7	0.011	14	1250	12
CMT2-1.2-12L	2.98 @ 1.2 MHz	1.2	0.011	14	1250	12
CMT2-5-15L	4.25 @ 1.1 MHz	0.5	0.007	8.7	1250	15
CMT2-8-15L	2.15 @ 1.5 MHz	0.8	0.007	10	1250	15

## CMT-3 Series

Part number	Common mode peak impedance (kOhms)	Inductance <sup>1</sup> min (mH)	DCR max <sup>2</sup> (Ohms)	Leakage inductance <sup>3</sup> max (μH)	Isolation <sup>4</sup> (Vrms)	Irms (A)
CMT3-32-1L	41.91 @ 0.10 MHz	32	0.650	485	1250	1
CMT3-56-1L	12.04 @ 0.10 MHz	56	0.900	780	1250	1
CMT3-16-2L	215.13 @ 0.12 MHz	16	0.240	210	1250	2
CMT3-28-2L	29.82 @ 0.10 MHz	28	0.330	410	1250	2
CMT3-8-4L	19.83 @ 0.27 MHz	8.0	0.061	57.5	1250	4
CMT3-14-4L	149.83 @ 0.12 MHz	14	0.120	180	1250	4
CMT3-6.6-6L	20.13 @ 0.32 MHz	6.6	0.048	49	1250	6
CMT3-11.5-6L	215.01 @ 0.18 MHz	11.5	0.088	140	1250	6
CMT3-4-9L	13.83 @ 0.43 MHz	4.0	0.026	37	1250	9
CMT3-7-9L	79.68 @ 0.16 MHz	7.0	0.045	104	1250	9
CMT3-3-12L	28.53 @ 0.46 MHz	3.0	0.022	40	1250	12
CMT3-5.2-12L	26.76 @ 0.38 MHz	5.2	0.025	47	1250	12
CMT3-2.5-15L	14.64 @ 0.34 MHz	2.5	0.019	42	1250	15
CMT3-4.4-15L	9.56 @ 0.37 MHz	4.4	0.017	48	1250	15

## CMT-4 Series

Part number	Common mode peak impedance (kOhms)	Inductance <sup>1</sup> min (mH)	DCR max <sup>2</sup> (Ohms)	Leakage inductance <sup>3</sup> max (μH)	Isolation <sup>4</sup> (Vrms)	Irms (A)
CMT4-72-1L	66.10 @ 0.10 MHz	72	1.15	1400	1250	1
CMT4-125-1L	30.29 @ 0.10 MHz	125	1.15	1400	1250	1
CMT4-36-2L	433.33 @ 0.11 MHz	36	0.415	680	1250	2
CMT4-62-2L	13.29 @ 0.10 MHz	62	0.415	750	1250	2
CMT4-19-4L	247.34 @ 0.17 MHz	19	0.15	350	1250	4
CMT4-32-4L	28.15 @ 0.10 MHz	32	0.158	370	1250	4
CMT4-15-6L	186.61 @ 0.12 MHz	15	0.114	275	1250	6
CMT4-26-6L	91.87 @ 0.16 MHz	26	0.115	320	1250	6
CMT4-10-9L	157.53 @ 0.18 MHz	10	0.057	190	1250	9
CMT4-17-9L	39.44 @ 0.12 MHz	17	0.062	220	1250	9
CMT4-7.5-12L	80.52 @ 0.31 MHz	7.5	0.042	140	1250	12
CMT4-13-12L	26.48 @ 0.12 MHz	13	0.043	155	1250	12
CMT4-6-15L	56.92 @ 0.34 MHz	6.0	0.03	111	1250	15
CMT4-10-15L	19.27 @ 0.18 MHz	10	0.029	122	1250	15

1. Inductance shown for each winding, measured at 15.75 kHz, 0.1 Vrms, 0 Adc on an Agilent/HP 4284A LCR meter or equivalent.

2. DCR is for each winding.

3. Leakage inductance is measured from pin 1 to pin 4 with pins 2 and 3 shorted.

4. Interwinding isolation (hipot) tested for one minute.

5. Electrical specifications at 25°C.



www.coilcraft.com

US +1-847-639-6400 sales@coilcraft.com

UK +44-1236-730595 sales@coilcraft-europe.com

Taiwan +886-2-2264 3646 sales@coilcraft.com.tw

China +86-21-6218 8074 sales@coilcraft.com.cn

Singapore +65-6484 8412 sales@coilcraft.com.sg

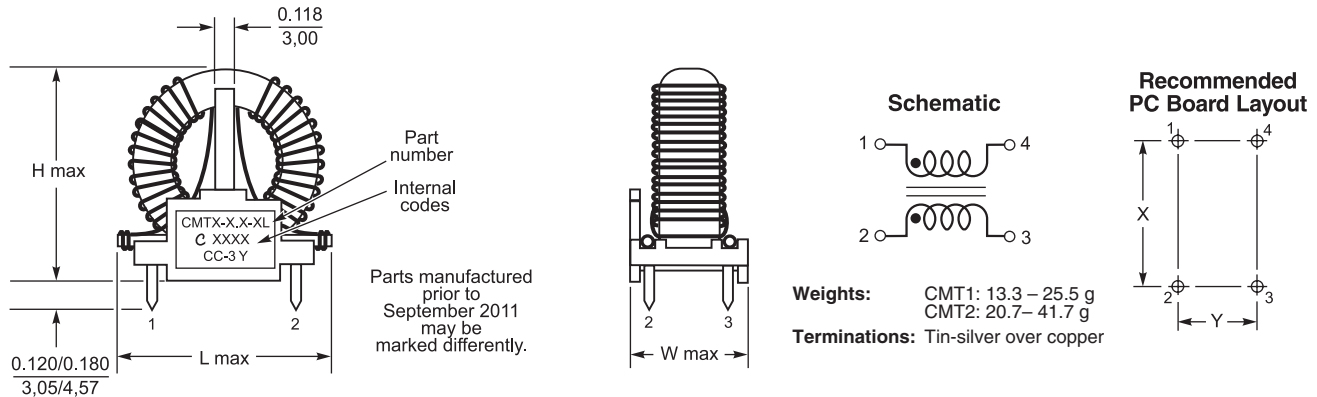
Document 326-2 Revised 05/14/20

© Coilcraft Inc. 2020

This product may not be used in medical or high risk applications without prior Coilcraft approval. Specification subject to change without notice. Please check web site for latest information.



# Common Mode Line Chokes – CMT Series



## CMT-1 Series

Part number	H max	L max	W max	X ±0.01/0,25	Y ±0.01/0,25	Lead diameter nom	PC board hole diameter
CMT1-5.0-1L	1.100/27,9	1.210/30,7	0.625/15,9	0.80/20,3	0.40/10,2	0.054/1,37	0.091/2,32
CMT1-8.0-1L	1.100/27,9	1.210/30,7	0.625/15,9	0.80/20,3	0.40/10,2	0.054/1,37	0.091/2,32
CMT1-15.0-1L	1.155/29,4	1.300/33,0	0.625/15,9	0.80/20,3	0.40/10,2	0.054/1,37	0.091/2,32
CMT1-2.5-2L	1.100/27,9	1.210/30,7	0.625/15,9	0.80/20,3	0.40/10,2	0.054/1,37	0.091/2,32
CMT1-4.0-2L	1.050/26,7	1.210/30,7	0.625/15,9	0.80/20,3	0.40/10,2	0.054/1,37	0.091/2,32
CMT1-7.5-2L	1.155/29,4	1.300/33,0	0.625/15,9	0.80/20,3	0.40/10,2	0.054/1,37	0.091/2,32
CMT1-1.3-4L	1.100/27,9	1.210/30,7	0.625/15,9	0.80/20,3	0.40/10,2	0.054/1,37	0.091/2,32
CMT1-2.1-4L	1.100/27,9	1.210/30,7	0.625/15,9	0.80/20,3	0.40/10,2	0.054/1,37	0.091/2,32
CMT1-3.7-4L	1.125/28,6	1.300/33,0	0.625/15,9	0.80/20,3	0.40/10,2	0.054/1,37	0.091/2,32
CMT1-1.0-6L	1.100/27,9	1.210/30,7	0.625/15,9	0.80/20,3	0.40/10,2	0.054/1,37	0.091/2,32
CMT1-1.7-6L	1.155/29,4	1.300/33,0	0.625/15,9	0.80/20,3	0.40/10,2	0.054/1,37	0.091/2,32
CMT1-3.0-6L	1.200/30,5	1.210/30,7	0.625/15,9	0.80/20,3	0.40/10,2	0.054/1,37	0.091/2,32
CMT1-6-9L	1.200/30,5	1.210/30,7	0.625/15,9	0.80/20,3	0.40/10,2	0.042/1,07	0.071/1,80
CMT1-1.1-9L	1.300/33,0	1.210/30,7	0.625/15,9	0.80/20,3	0.40/10,2	0.042/1,07	0.071/1,80
CMT1-1.9-9L	1.300/33,0	1.400/35,6	0.625/15,9	0.80/20,3	0.40/10,2	0.042/1,07	0.071/1,80
CMT1-5-12L	1.200/30,5	1.210/30,7	0.650/16,5	0.80/20,3	0.40/10,2	0.048/1,22	0.081/2,06
CMT1-8-12L	1.200/30,5	1.210/30,7	0.650/16,5	0.80/20,3	0.40/10,2	0.048/1,22	0.081/2,06
CMT1-1.4-12L	1.300/33,0	1.210/30,7	0.650/16,5	0.80/20,3	0.40/10,2	0.048/1,22	0.081/2,06
CMT1-3-15L	1.300/33,0	1.210/30,7	0.625/15,9	0.80/20,3	0.40/10,2	0.054/1,37	0.091/2,32
CMT1-6-15L	1.250/31,8	1.210/30,7	0.650/16,5	0.80/20,3	0.40/10,2	0.054/1,37	0.091/2,32
CMT1-1.1-15L	1.250/31,8	1.210/30,7	0.700/17,8	0.80/20,3	0.40/10,2	0.054/1,37	0.091/2,32

## CMT-2 Series

Part number	H max	L max	W max	X ±0.01/0,25	Y ±0.01/0,25	Lead diameter nom	PC board hole diameter
CMT2-7.5-1L	1.100/27,9	1.310/33,3	0.825/21,0	0.90/22,9	0.60/15,2	0.054/1,37	0.091/2,32
CMT2-13-1L	1.300/33,0	1.310/33,3	0.825/21,0	0.90/22,9	0.60/15,2	0.054/1,37	0.091/2,32
CMT2-3.8-2L	1.100/27,9	1.310/33,3	0.825/21,0	0.90/22,9	0.60/15,2	0.054/1,37	0.091/2,32
CMT2-6.5-2L	1.300/33,0	1.310/33,3	0.825/21,0	0.90/22,9	0.60/15,2	0.054/1,37	0.091/2,32
CMT2-1.9-4L	1.100/27,9	1.310/33,3	0.825/21,0	0.90/22,9	0.60/15,2	0.054/1,37	0.091/2,32
CMT2-3.3-4L	1.300/33,0	1.310/33,3	0.825/21,0	0.90/22,9	0.60/15,2	0.054/1,37	0.091/2,32
CMT2-1.5-6L	1.100/27,9	1.310/33,3	0.825/21,0	0.90/22,9	0.60/15,2	0.054/1,37	0.091/2,32
CMT2-2.6-6L	1.400/35,6	1.400/35,6	0.900/22,9	0.90/22,9	0.60/15,2	0.054/1,37	0.091/2,32
CMT2-9-9L	1.200/30,5	1.310/33,3	0.825/21,0	0.90/22,9	0.60/15,2	0.042/1,07	0.071/1,80
CMT2-1.5-9L	1.250/31,8	1.250/31,8	0.825/21,0	0.90/22,9	0.60/15,2	0.042/1,07	0.071/1,80
CMT2-7-12L	1.200/30,5	1.250/31,8	0.825/21,0	0.90/22,9	0.60/15,2	0.048/1,22	0.081/2,06
CMT2-1.2-12L	1.200/30,5	1.250/31,8	0.825/21,0	0.90/22,9	0.60/15,2	0.048/1,22	0.081/2,06
CMT2-5-15L	1.300/33,0	1.300/33,0	0.825/21,0	0.90/22,9	0.60/15,2	0.054/1,37	0.091/2,32
CMT2-8-15L	1.200/30,5	1.250/31,8	0.825/21,0	0.90/22,9	0.60/15,2	0.054/1,37	0.091/2,32

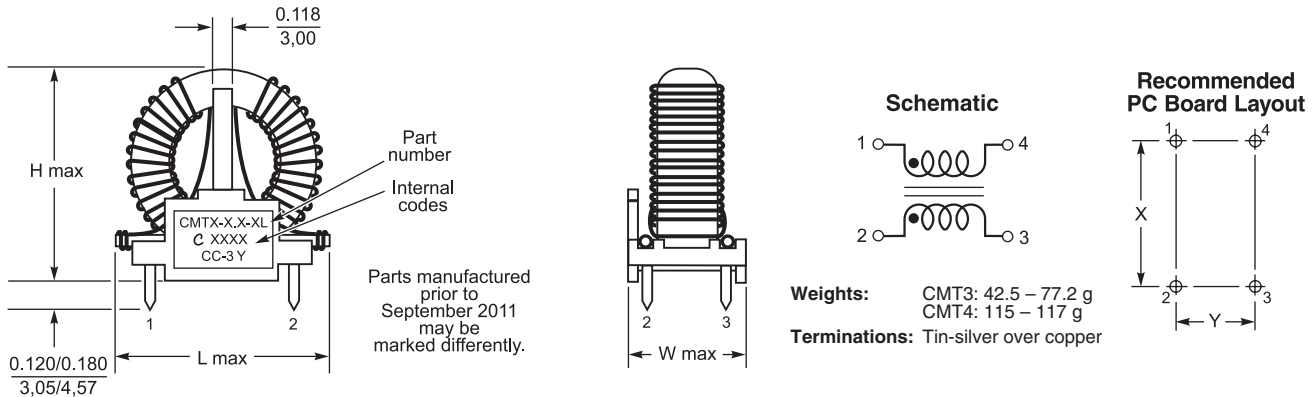


**US** +1-847-639-6400 sales@coilcraft.com  
**UK** +44-1236-730595 sales@coilcraft-europe.com  
**Taiwan** +886-2-2264 3646 sales@coilcraft.com.tw  
**China** +86-21-6218 8074 sales@coilcraft.com.cn  
**Singapore** + 65-6484 8412 sales@coilcraft.com.sg

Document 326-3 Revised 05/14/20  
 © Coilcraft Inc. 2020  
 This product may not be used in medical or high risk applications without prior Coilcraft approval. Specification subject to change without notice. Please check web site for latest information.



# Common Mode Line Chokes – CMT Series



## CMT-3 Series

Part number	H max	L max	W max	X ±0.01/0,25	Y ±0.01/0,25	Lead diameter nom	PC board hole diameter
CMT3-32-1L	1.400/35,6	1.650/41,9	0.925/23,5	1.20/30,5	0.70/17,8	0.054/1,37	0.091/2,32
CMT3-56-1L	1.650/41,9	1.650/41,9	0.925/23,5	1.20/30,5	0.70/17,8	0.054/1,37	0.091/2,32
CMT3-16-2L	1.400/35,6	1.650/41,9	0.925/23,5	1.20/30,5	0.70/17,8	0.054/1,37	0.091/2,32
CMT3-28-2L	1.650/41,9	1.650/41,9	0.925/23,5	1.20/30,5	0.70/17,8	0.054/1,37	0.091/2,32
CMT3-8-4L	1.350/34,3	1.650/41,9	0.925/23,5	1.20/30,5	0.70/17,8	0.054/1,37	0.091/2,32
CMT3-14-4L	1.700/43,2	1.650/41,9	0.950/24,1	1.20/30,5	0.70/17,8	0.054/1,37	0.091/2,32
CMT3-6.6-6L	1.400/35,6	1.600/40,6	0.925/23,5	1.20/30,5	0.70/17,8	0.054/1,37	0.091/2,32
CMT3-11.5-6L	1.700/43,2	1.650/41,9	0.925/23,5	1.20/30,5	0.70/17,8	0.054/1,37	0.091/2,32
CMT3-4-9L	1.400/35,6	1.450/36,8	0.925/23,5	1.20/30,5	0.70/17,8	0.042/1,07	0.071/1,80
CMT3-7-9L	1.760/44,7	1.760/44,7	0.975/24,8	1.20/30,5	0.70/17,8	0.042/1,07	0.071/1,80
CMT3-3-12L	1.700/43,2	1.700/43,2	0.950/24,1	1.20/30,5	0.70/17,8	0.048/1,22	0.081/2,06
CMT3-5.2-12L	1.700/43,2	1.700/43,2	1.000/25,4	1.20/30,5	0.70/17,8	0.048/1,22	0.081/2,06
CMT3-2.5-15L	1.750/44,5	1.750/44,5	1.000/25,4	1.20/30,5	0.70/17,8	0.054/1,37	0.091/2,32
CMT3-4.4-15L	1.700/43,2	1.700/43,2	1.000/25,4	1.20/30,5	0.70/17,8	0.054/1,37	0.091/2,32

## CMT-4 Series

Part number	H max	L max	W max	X ±0.01/0,25	Y ±0.01/0,25	Lead diameter nom	PC board hole diameter
CMT4-72-1L	2.100/53,3	2.100/53,3	1.130/28,7	1.50/38,1	0.90/22,9	0.054/1,37	0.091/2,32
CMT4-125-1L	2.200/55,9	2.150/54,6	1.130/28,7	1.50/38,1	0.90/22,9	0.054/1,37	0.091/2,32
CMT4-36-2L	2.215/56,3	2.150/54,6	1.130/28,7	1.50/38,1	0.90/22,9	0.054/1,37	0.091/2,32
CMT4-62-2L	2.200/55,9	2.150/54,6	1.130/28,7	1.50/38,1	0.90/22,9	0.054/1,37	0.091/2,32
CMT4-19-4L	2.200/55,9	2.180/55,4	1.130/28,7	1.50/38,1	0.90/22,9	0.054/1,37	0.091/2,32
CMT4-32-4L	2.200/55,9	2.180/55,4	1.130/28,7	1.50/38,1	0.90/22,9	0.054/1,37	0.091/2,32
CMT4-15-6L	2.200/55,9	2.180/55,4	1.130/28,7	1.50/38,1	0.90/22,9	0.054/1,37	0.091/2,32
CMT4-26-6L	2.225/56,5	2.180/55,4	1.130/28,7	1.50/38,1	0.90/22,9	0.054/1,37	0.091/2,32
CMT4-10-9L	2.200/55,9	2.180/55,4	1.130/28,7	1.50/38,1	0.90/22,9	0.042/1,07	0.071/1,80
CMT4-17-9L	2.280/57,9	2.250/57,2	1.150/29,2	1.50/38,1	0.90/22,9	0.042/1,07	0.071/1,80
CMT4-7.5-12L	2.200/55,9	2.250/57,2	1.130/28,7	1.50/38,1	0.90/22,9	0.048/1,22	0.081/2,06
CMT4-13-12L	2.250/57,2	2.300/58,4	1.130/28,7	1.50/38,1	0.90/22,9	0.048/1,22	0.081/2,06
CMT4-6-15L	2.250/57,2	2.250/57,2	1.150/29,2	1.50/38,1	0.90/22,9	0.054/1,37	0.091/2,32
CMT4-10-15L	2.280/57,9	2.300/58,4	1.130/28,7	1.50/38,1	0.90/22,9	0.054/1,37	0.091/2,32



**US** +1-847-639-6400 sales@coilcraft.com  
**UK** +44-1236-730595 sales@coilcraft-europe.com  
**Taiwan** +886-2-2264 3646 sales@coilcraft.com.tw  
**China** +86-21-6218 8074 sales@coilcraft.com.cn  
**Singapore** + 65-6484 8412 sales@coilcraft.com.sg

Document 326-4 Revised 05/14/20

© Coilcraft Inc. 2020

This product may not be used in medical or high risk applications without prior Coilcraft approval. Specification subject to change without notice. Please check web site for latest information.