


Common Mode Chokes – LPD6235



- Only 0.9 mm high and 5 mm square
- Ideal for use in both power line and signal line applications
- Common- and differential-mode filtering in a single device
- Up to 130 MHz differential mode cutoff frequency
- Can be used as coupled inductors for SEPIC applications

Core material Ferrite

Weight 420 – 480 mg

Environmental RoHS compliant, halogen free

Terminations RoHS compliant matte tin over nickel over silver. Other terminations available at additional cost.

Ambient temperature -40°C to +85°C with (40°C rise) Irms current.

Maximum part temperature +125°C (ambient + temp rise).

Storage temperature Component: -40°C to +125°C.

Tape and reel packaging: -40°C to +80°C

Winding to winding isolation 100 Vrms, one minute

Resistance to soldering heat Max three 40 second reflows at +260°C, parts cooled to room temperature between cycles

Moisture Sensitivity Level (MSL) 1 (unlimited floor life at <30°C / 85% relative humidity)


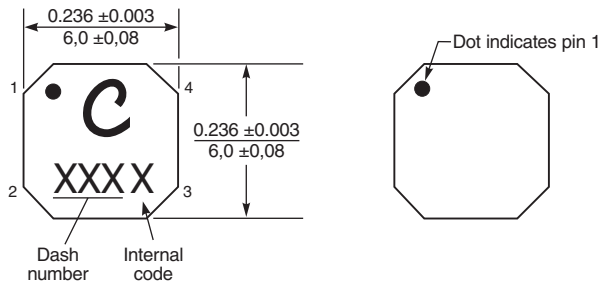
Failures in Time (FIT) / Mean Time Between Failures (MTBF)

38 per billion hours / 26,315,789 hours, calculated per Telcordia SR-332

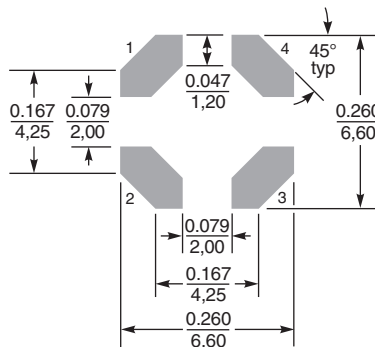
Packaging 350/7" reel; 1500/13" reel Plastic tape: 16 mm wide, 0.3 mm thick, 12 mm pocket spacing, 3.68 mm pocket depth

Recommended pick and place nozzle OD: 6.2 mm; ID: ≤ 3.1 mm

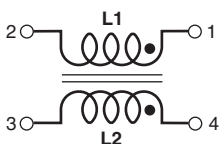
PCB washing Tested to MIL-STD-202 Method 215 plus an additional aqueous wash. See [Doc787_PCB_Washing.pdf](#).



Recommended Land Pattern



Dimensions are in $\frac{\text{inches}}{\text{mm}}$





Common Mode Chokes – LPD6235 Series

Partnumber ¹	Common mode peak impedance (kOhms)	Cutoff ² frequency (MHz)	Inductance (µH) ³		DCR max ⁴ (Ohms)	Isolation ⁵ (Vrms)	Irms (A)
			min	nom			
LPD6235-682MR_	8.52 @ 39 MHz	130	5.44	6.8	0.120	100	1.40
LPD6235-103MR_	11.67 @ 28 MHz	110	8.00	10	0.157	100	1.30
LPD6235-223MR_	22.75 @ 19 MHz	52	17.6	22	0.300	100	0.85
LPD6235-473MR_	34.39 @ 12 MHz	48	37.6	47	0.620	100	0.60
LPD6235-104MR_	59.92 @ 8.7 MHz	34	80.0	100	1.20	100	0.40
LPD6235-474MR_	178.15 @ 3.5 MHz	20	376	470	3.50	100	0.25
LPD6235-105MR_	240.93 @ 2.4 MHz	9.8	800	1000	7.00	100	0.15
LPD6235-155MR_	357.53 @ 1.8 MHz	6.1	1200	1500	10.8	100	0.14
LPD6235-205MR_	574.18 @ 1.5 MHz	4.5	1600	2000	16.0	100	0.11

1. When ordering, please specify **termination** and **packaging** codes:

LPD6235-205MR**C**

Termination: R = Matte tin over nickel over silver
Special order, added cost:

Q = RoHS tin-silver-copper (95.5/4/0.5) or
P = non-RoHS tin-lead (63/37)

Packaging: C = 7" machine-ready reel. EIA-481 embossed plastic tape (350 parts per full reel). Quantities less than full reel available: in tape (not machine ready) or with leader and trailer (\$25 charge).

B = Less than full reel. In an effort to simplify our part numbering system, Coilcraft is eliminating the need for multiple packaging codes. When ordering, simply change the last letter of your part number from B to C.

D = 13" machine-ready reel. EIA-481 embossed plastic tape. Factory order only, not stocked (1500 parts per full reel). Quantities less than full reel available: in tape (not machine ready) or with leader and trailer (\$25 charge).

2 Frequency at which the differential mode attenuation equals -3 dB

3 Inductance shown for each winding, measured at 100 kHz, 0.1 Vrms, 0 Adc on an Agilent/HP 4284A LCR meter or equivalent.

4 DCR is for each winding.

5 Interwinding isolation (hipot) tested for one minute.

6 Current that causes a 40°C temperature rise from 25°C ambient. This information is for reference only and does not represent absolute maximum ratings.

7. Electrical specifications at 25°C.

Refer to Doc 362 "Soldering Surface Mount Components" before soldering.



www.coilcraft.com

US +1-847-639-6400 sales@coilcraft.com
UK +44-1236-730595 sales@coilcraft-europe.com
Taiwan +886-2-2264 3646 sales@coilcraft.com.tw
China +86-21-6218 8074 sales@coilcraft.com.cn
Singapore + 65-6484 8412 sales@coilcraft.com.sg

Document 1351-2 Revised 06/13/16

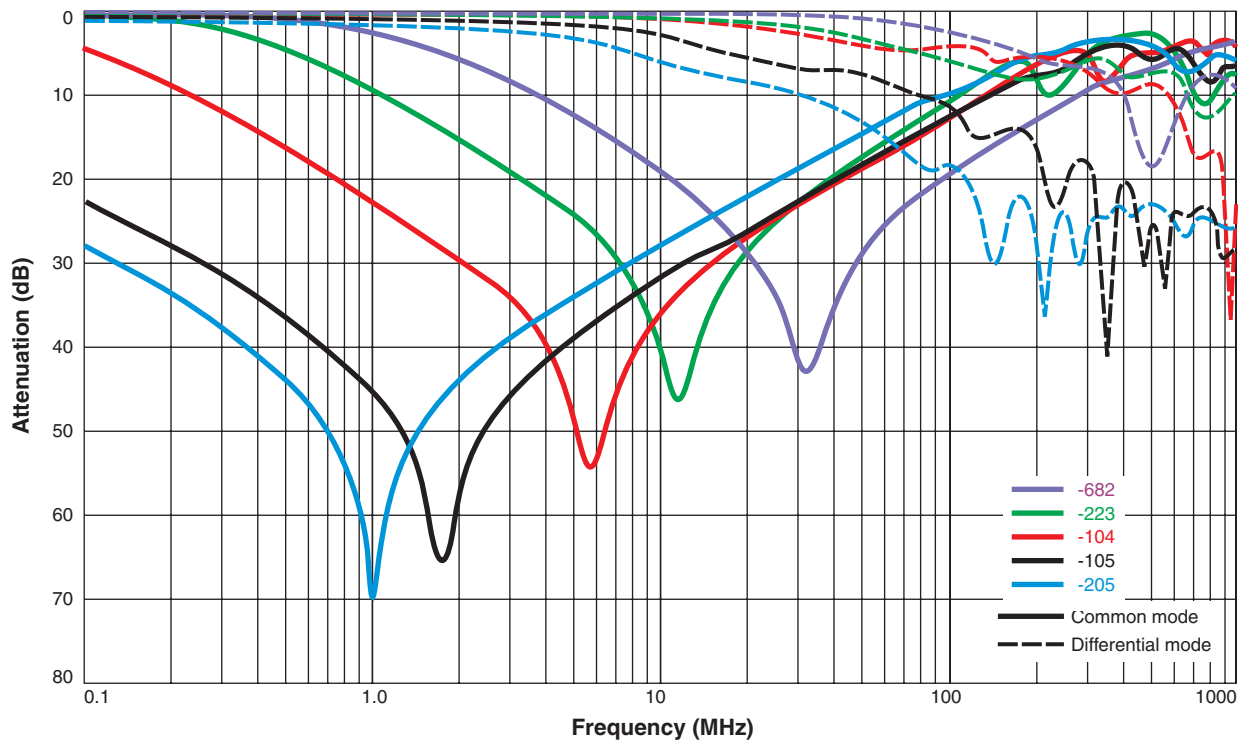
© Coilcraft Inc. 2020

This product may not be used in medical or high risk applications without prior Coilcraft approval. Specification subject to change without notice. Please check web site for latest information.

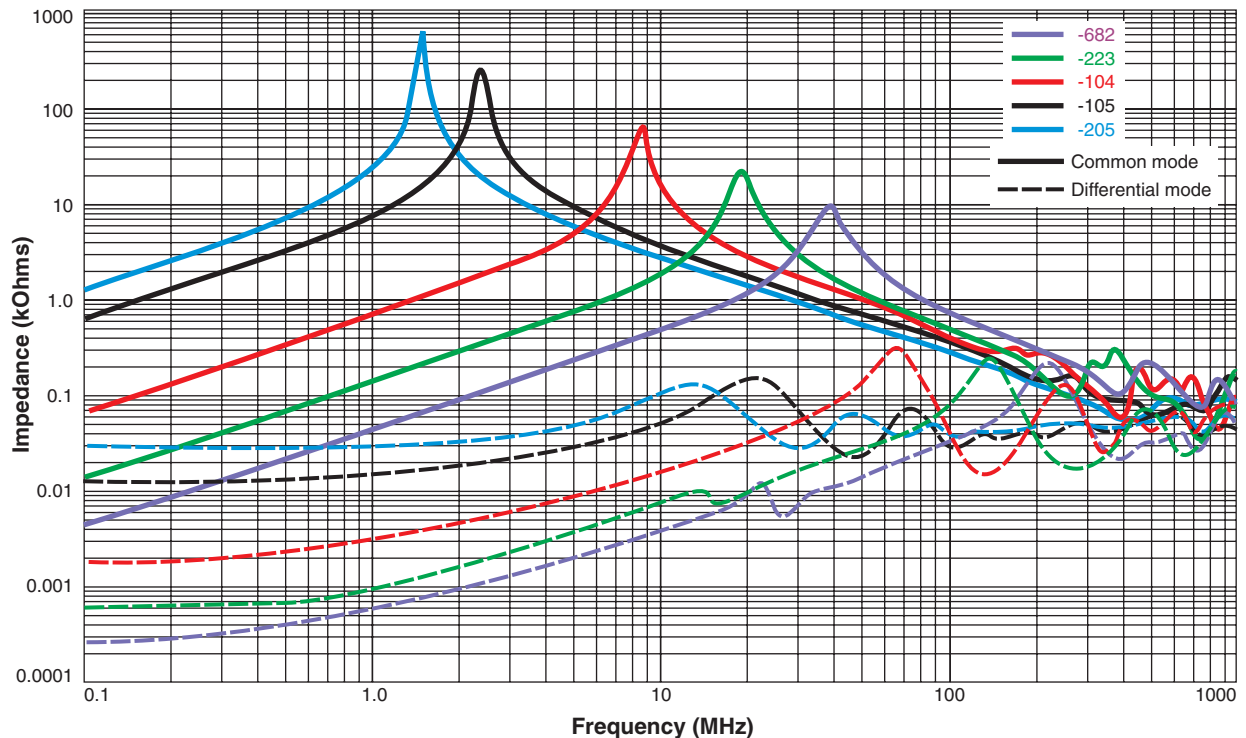


Common Mode Chokes – LPD6235 Series

Typical Attenuation (Ref: 50 Ohms)



Typical Impedance vs Frequency



US +1-847-639-6400 sales@coilcraft.com
UK +44-1236-730595 sales@coilcraft-europe.com
Taiwan +886-2-2264 3646 sales@coilcraft.com.tw
China +86-21-6218 8074 sales@coilcraft.com.cn
Singapore + 65-6484 8412 sales@coilcraft.com.sg

Document 1351-3 Revised 06/13/16

© Coilcraft Inc. 2020

This product may not be used in medical or high risk applications without prior Coilcraft approval. Specification subject to change without notice. Please check web site for latest information.