




Output Power Chokes – Toroid Styles

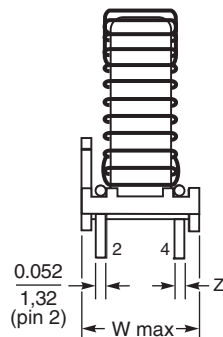
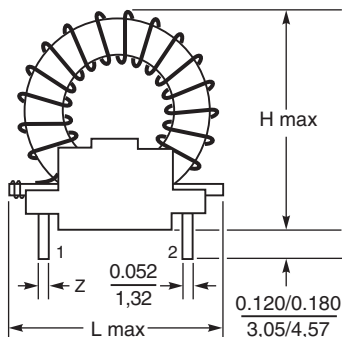


The DMT power inductors are designed primarily for use as output chokes in switching power supplies. The toroid core design offers the highest inductance values in the smallest part size, while minimizing external magnetic fields.

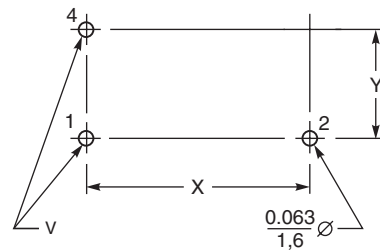
Inductance values range from 7 μH to over 1.4 mH with current ratings as high as 12 Amps.

These parts are ideal for any application requiring a high DC current bias. They are well suited for use in switch-mode power supplies and can be used as ripple filters and differential mode EMI filters.

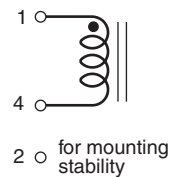
- Industry standard footprint.
- UL1446 Class B (130°C) Insulation System (UL File E83628)
- All plastic material UL94V-0.



Recommended Board Layout



Schematic



Terminations: Tin-silver over copper

Weight

DMT1 series: 13.0 – 16.4 g
DMT2 series: 48.7 – 56.3 g
DMT3 series: 90.2 – 100.5 g

DMT1 Series

Part number	L ¹ min (μH)	L ² typ (μH)	Current rating (A)	DCR max (Ohms)	SRF typ (MHz)	H max	L max	W max	X ±0.01/0,25	Y ±0.01/0,25	Z pins 1 & 4	V pins 1 & 4
DMT1-7-10L	7	17	10.0	0.01	28.8	1.1/27,9	1.3/33,0	0.7/17,8	0.80/20,3	0.40/10,2	0.052/1,32	0.063/1,60
DMT1-16-6.7L	16	38	6.7	0.02	16.6	1.1/27,9	1.3/33,0	0.7/17,8	0.80/20,3	0.40/10,2	0.041/1,04	0.052/1,32
DMT1-26-5.1L	26	63	5.1	0.04	11.5	1.1/27,9	1.3/33,0	0.7/17,8	0.80/20,3	0.40/10,2	0.052/1,32	0.063/1,60
DMT1-43-3.8L	43	103	3.8	0.07	7.28	1.1/27,9	1.3/33,0	0.7/17,8	0.80/20,3	0.40/10,2	0.052/1,32	0.063/1,60
DMT1-84-2.4L	84	159	2.4	0.14	4.37	1.1/27,9	1.3/33,0	0.7/17,8	0.80/20,3	0.40/10,2	0.052/1,32	0.063/1,60
DMT1-180-1.5L	180	292	1.5	0.29	1.92	1.1/27,9	1.3/33,0	0.7/17,8	0.80/20,3	0.40/10,2	0.052/1,32	0.063/1,60

1. Minimum inductance at rated current. Tested at 15.75 kHz, 10 Gauss level.
2. Typical inductance tested at 100 kHz at 0 Adc.
3. Operating temperature range –40°C to +85°C.
4. Electrical specifications at 25°C.



www.coilcraft.com

US +1-847-639-6400 sales@coilcraft.com
UK +44-1236-730595 sales@coilcraft-europe.com
Taiwan +886-2-2264 3646 sales@coilcraft.com.tw
China +86-21-6218 8074 sales@coilcraft.com.cn
Singapore +65-6484 8412 sales@coilcraft.com.sg

Document 139-1 Revised 07/24/19

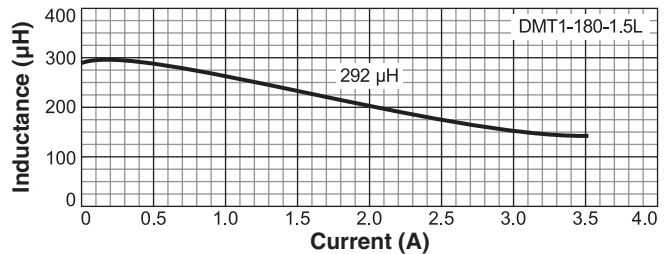
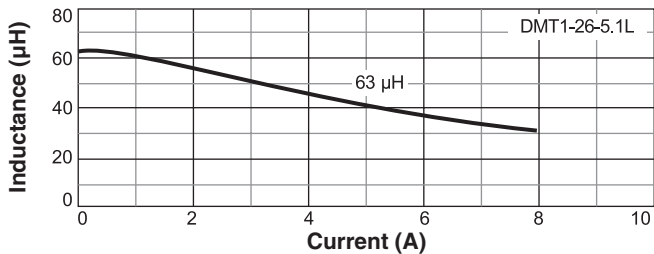
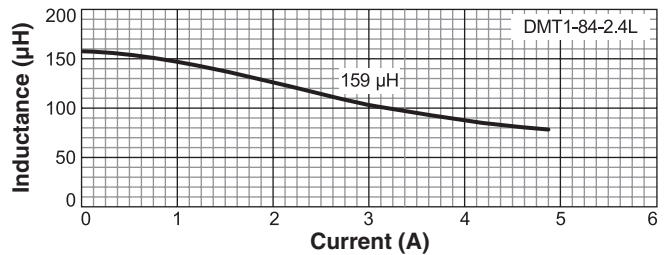
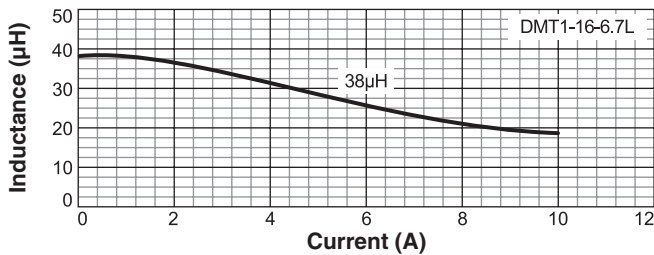
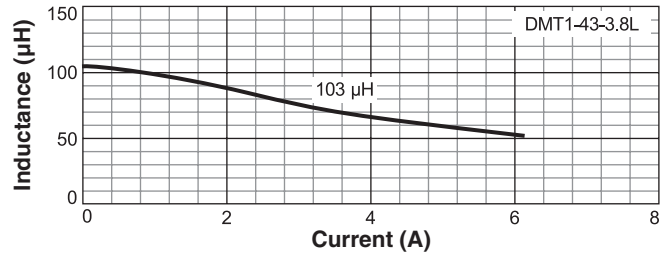
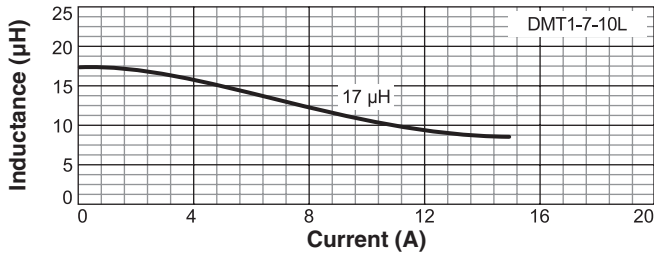
© Coilcraft Inc. 2019

This product may not be used in medical or high risk applications without prior Coilcraft approval. Specification subject to change without notice. Please check web site for latest information.

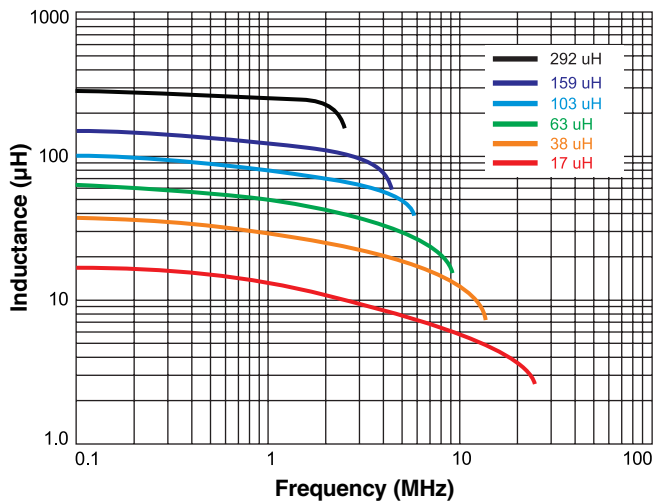


Output Power Chokes Toroid Styles – DMT1 Series

Typical L vs Current



Typical L vs Frequency



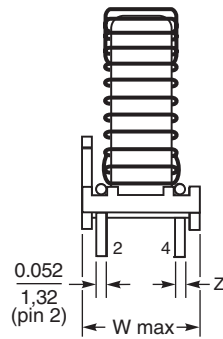
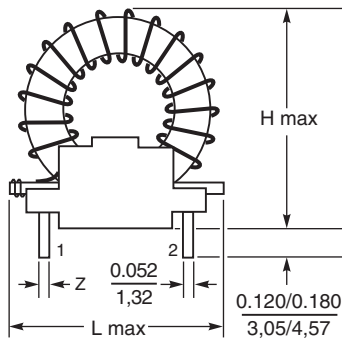
US +1-847-639-6400 sales@coilcraft.com
UK +44-1236-730595 sales@coilcraft-europe.com
Taiwan +886-2-2264 3646 sales@coilcraft.com.tw
China +86-21-6218 8074 sales@coilcraft.com.cn
Singapore + 65-6484 8412 sales@coilcraft.com.sg

Document 139-2 Revised 07/24/19

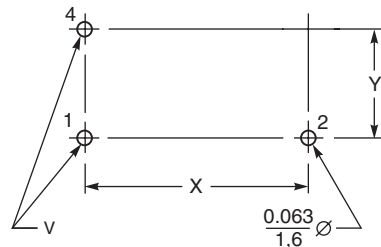
© Coilcraft Inc. 2019
 This product may not be used in medical or high risk applications without prior Coilcraft approval. Specification subject to change without notice. Please check web site for latest information.



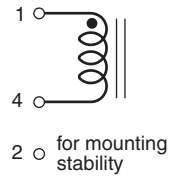
Output Power Chokes Toroid Styles – DMT2 Series



Recommended Board Layout



Schematic



Terminations: Tin-silver over copper

Weight

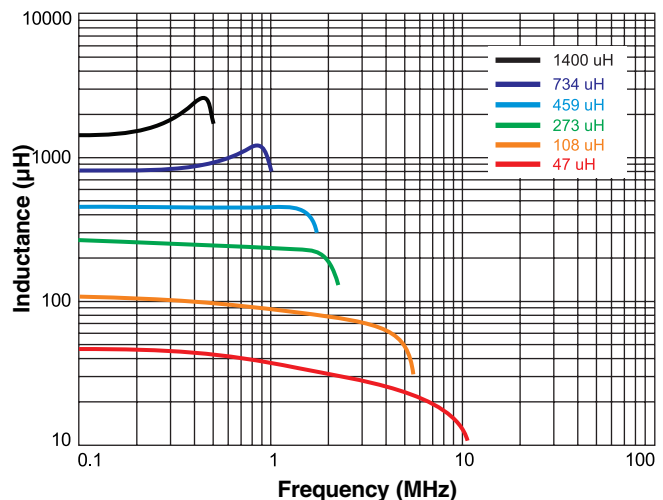
- DMT1 Series: 13.0 – 16.4 g
- DMT2 Series: 48.7 – 56.3 g
- DMT3 Series: 90.2 – 100.5 g

DMT2 Series

Part number	L ¹ min (µH)	L ² typ (µH)	Current rating (A)	DCR max (Ohms)	SRF typ (MHz)	H max	L max	W max	X ±0.01/0,25	Y ±0.01/0,25	Z pins 1 & 4	V pins 1 & 4
DMT2-26-11L	26	62	11.0	0.02	9.34	1.4/35,6	1.4/35,6	0.9/22,9	0.90/22,9	0.60/15,2	0.052/1,32	0.063/1,60
DMT2-47-8.2L	47	108	8.2	0.04	6.45	1.4/35,6	1.4/35,6	0.9/22,9	0.90/22,9	0.60/15,2	0.041/1,04	0.052/1,32
DMT2-79-6L	79	173	6.0	0.07	3.58	1.4/35,6	1.4/35,6	0.9/22,9	0.90/22,9	0.60/15,2	0.052/1,32	0.063/1,60
DMT2-149-3.8L	149	273	3.8	0.13	4.03	1.4/35,6	1.4/35,6	0.9/22,9	0.90/22,9	0.60/15,2	0.052/1,32	0.063/1,60
DMT2-273-2.4L	273	419	2.4	0.26	2.45	1.4/35,6	1.4/35,6	0.9/22,9	0.90/22,9	0.60/15,2	0.052/1,32	0.063/1,60
DMT2-567-1.5L	567	780	1.5	0.56	1.12	1.4/35,6	1.4/35,6	0.9/22,9	0.90/22,9	0.60/15,2	0.052/1,32	0.063/1,60
DMT2-20-12L	20	47	12.0	0.02	11.4	1.6/40,6	1.6/40,6	0.9/22,9	0.90/22,9	0.60/15,2	0.058/1,47	0.069/1,75
DMT2-49-8L	49	114	8.0	0.04	6.13	1.6/40,6	1.6/40,6	0.9/22,9	0.90/22,9	0.60/15,2	0.046/1,17	0.057/1,45
DMT2-80-6.3L	80	185	6.3	0.05	4.46	1.6/40,6	1.6/40,6	0.9/22,9	0.90/22,9	0.60/15,2	0.041/1,04	0.052/1,32
DMT2-134-4.8L	134	312	4.8	0.10	2.82	1.6/40,6	1.6/40,6	0.9/22,9	0.90/22,9	0.60/15,2	0.052/1,32	0.063/1,60
DMT2-200-3.8L	200	459	3.8	0.19	2.07	1.6/40,6	1.6/40,6	0.9/22,9	0.90/22,9	0.60/15,2	0.052/1,32	0.063/1,60
DMT2-380-2.4L	380	734	2.4	0.38	1.68	1.6/40,6	1.6/40,6	0.9/22,9	0.90/22,9	0.60/15,2	0.052/1,32	0.063/1,60
DMT2-796-1.5L	796	1400	1.5	0.79	0.64	1.6/40,6	1.6/40,6	0.9/22,9	0.90/22,9	0.60/15,2	0.052/1,32	0.063/1,60

1. Minimum inductance at rated current. Tested at 15.75 kHz, 10 Gauss level.
2. Typical inductance tested at 100 kHz at 0 Adc.
3. Operating temperature range -40°C to +85°C.
4. Electrical specifications at 25°C.

Typical L vs Frequency



US +1-847-639-6400 sales@coilcraft.com
UK +44-1236-730595 sales@coilcraft-europe.com
Taiwan +886-2-2264 3646 sales@coilcraft.com.tw
China +86-21-6218 8074 sales@coilcraft.com.cn
Singapore + 65-6484 8412 sales@coilcraft.com.sg

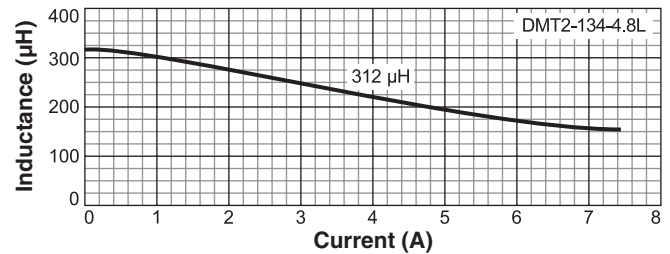
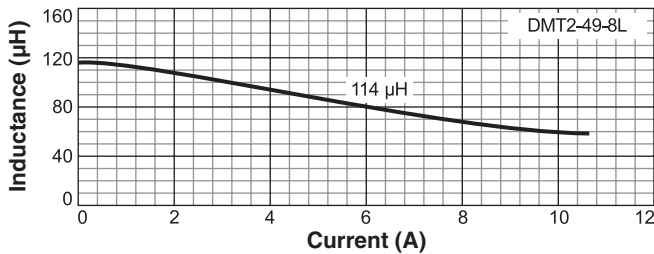
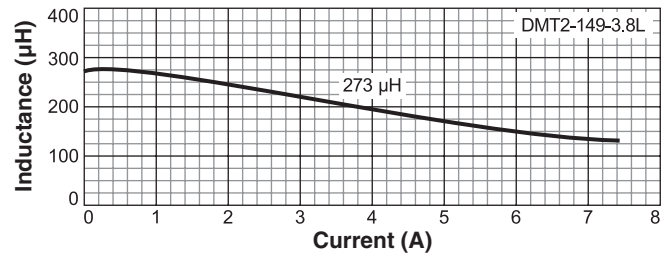
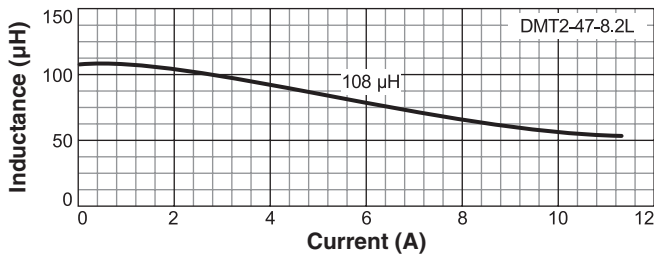
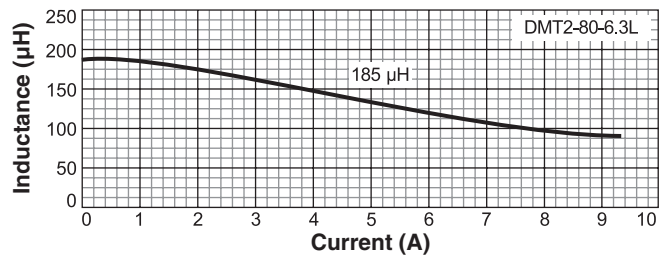
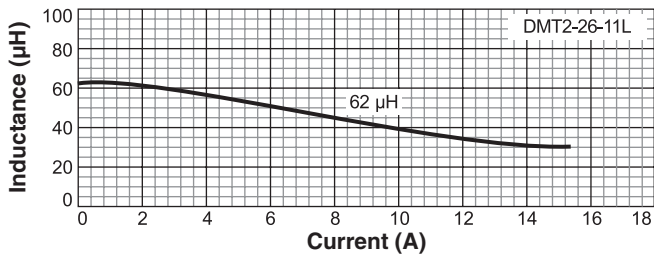
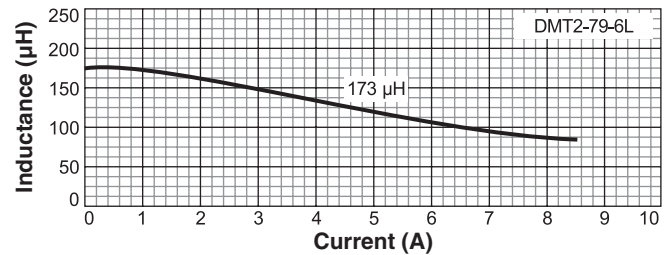
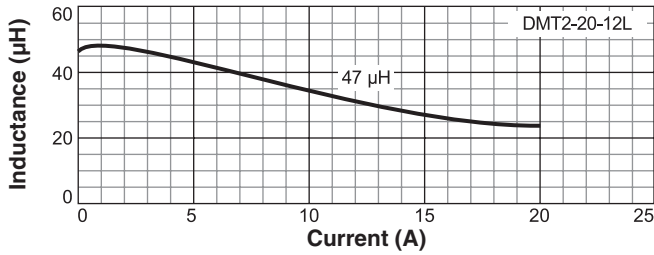
Document 139-3 Revised 07/24/19

© Coilcraft Inc. 2019
 This product may not be used in medical or high risk applications without prior Coilcraft approval. Specification subject to change without notice. Please check web site for latest information.



Output Power Chokes Toroid Styles – DMT2 Series

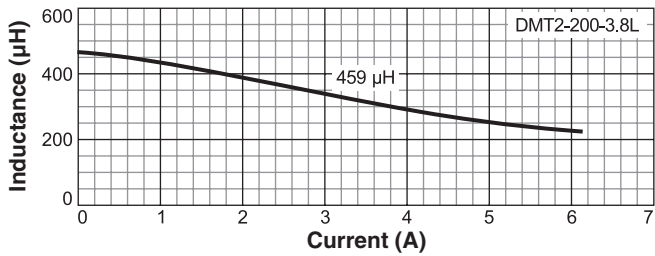
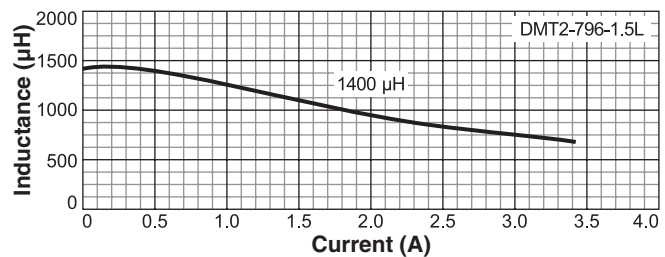
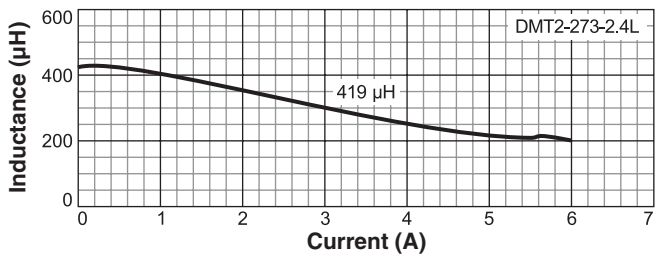
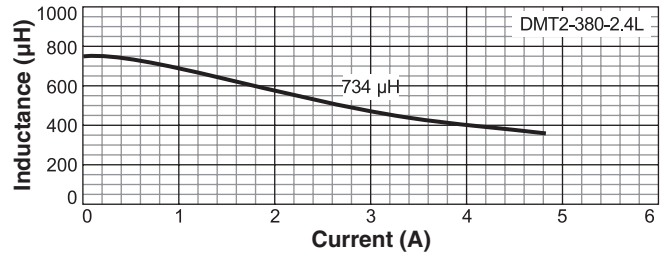
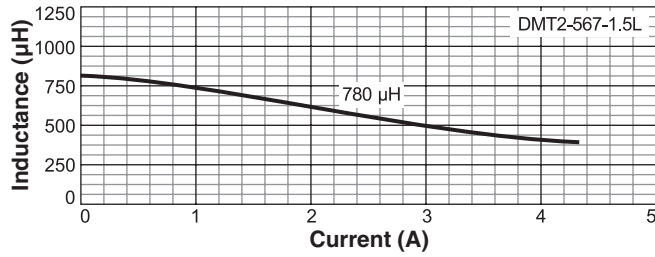
Typical L vs Current





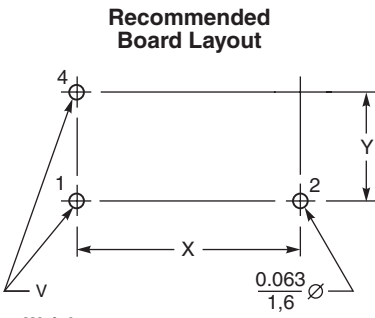
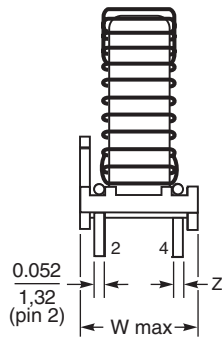
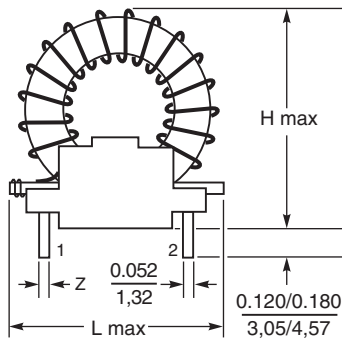
Output Power Chokes Toroid Styles – DMT2 Series

Typical L vs Current

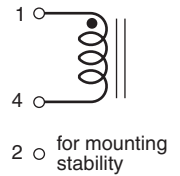




Output Power Chokes Toroid Styles – DMT3 Series



Schematic



Terminations: Tin-silver over copper

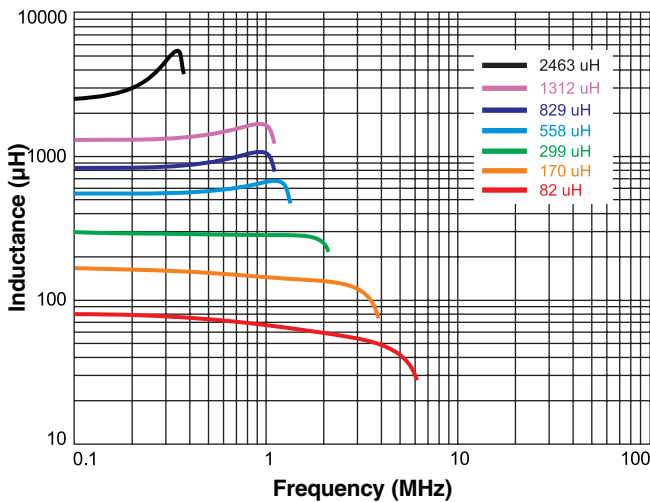
Weight
DMT1 Series: 13.0 – 16.4 g
DMT2 Series: 48.7 – 56.3 g
DMT3 Series: 90.2 – 100.5 g

DMT3 Series

Part number	L ¹ min (µH)	L ² typ (µH)	Current rating (A)	DCR max (Ohms)	SRF typ (MHz)	H max	L max	W max	X ±0.01/0,25	Y ±0.01/0,25	Z pins 1 & 4	V pins 1 & 4
DMT3-35-12L	35	82	12.0	0.019	7.55	1.9/48,3	1.85/47,0	0.95/24,1	1.20/30,5	0.70/17,8	0.058/1,47	0.069/1,75
DMT3-77-8L	77	170	8.0	0.040	4.24	1.9/48,3	1.85/47,0	0.95/24,1	1.20/30,5	0.70/17,8	0.046/1,17	0.057/1,45
DMT3-138-6L	138	299	6.0	0.070	2.77	1.9/48,3	1.85/47,0	0.95/24,1	1.20/30,5	0.70/17,8	0.041/1,04	0.052/1,32
DMT3-257-4.9L	257	558	4.9	0.150	1.62	1.9/48,3	1.85/47,0	0.95/24,1	1.20/30,5	0.70/17,8	0.052/1,32	0.063/1,60
DMT3-402-3.7L	402	829	3.7	0.279	1.25	1.9/48,3	1.80/45,7	0.95/24,1	1.20/30,5	0.70/17,8	0.052/1,32	0.063/1,60
DMT3-695-2.4L	695	1312	2.4	0.550	0.92	1.9/48,3	1.80/45,7	0.95/24,1	1.20/30,5	0.70/17,8	0.052/1,32	0.063/1,60
DMT3-1439-1.5L	1439	2463	1.5	1.176	0.56	1.9/48,3	1.80/45,7	0.95/24,1	1.20/30,5	0.70/17,8	0.052/1,32	0.063/1,60

1. Minimum inductance at rated current. Tested at 15.75 kHz, 10 Gauss level.
2. Typical inductance tested at 100 kHz at 0 Adc.
3. Operating temperature range -40°C to +85°C.
4. Electrical specifications at 25°C.

Typical L vs Frequency



US +1-847-639-6400 sales@coilcraft.com
UK +44-1236-730595 sales@coilcraft-europe.com
Taiwan +886-2-2264 3646 sales@coilcraft.com.tw
China +86-21-6218 8074 sales@coilcraft.com.cn
Singapore + 65-6484 8412 sales@coilcraft.com.sg

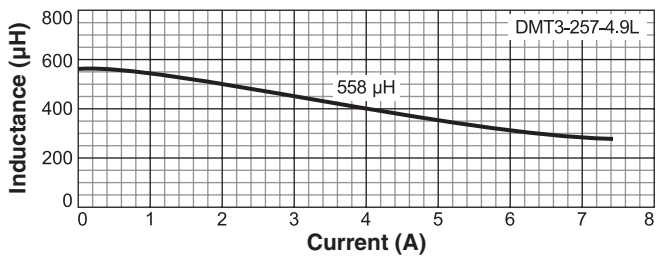
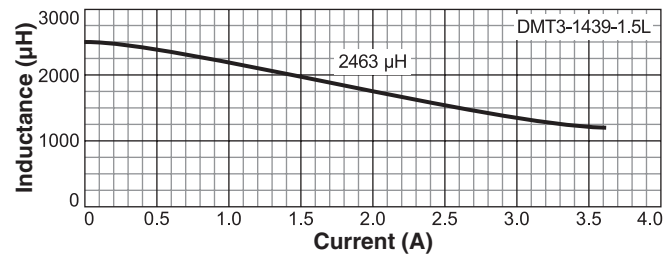
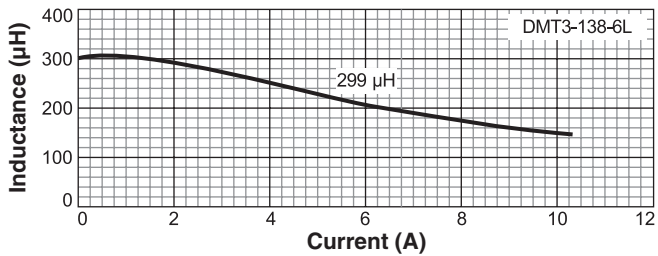
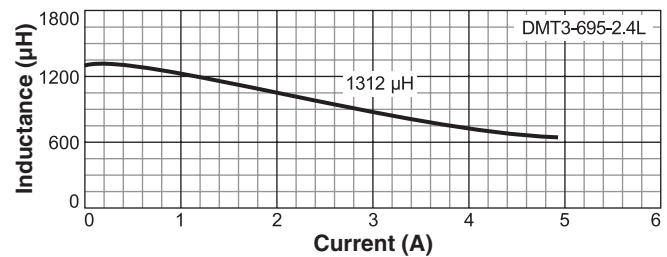
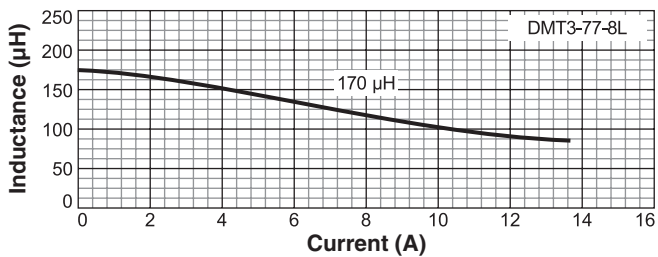
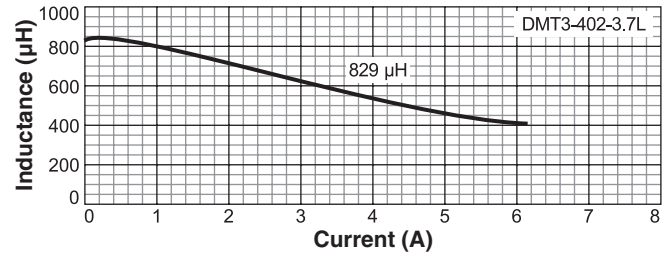
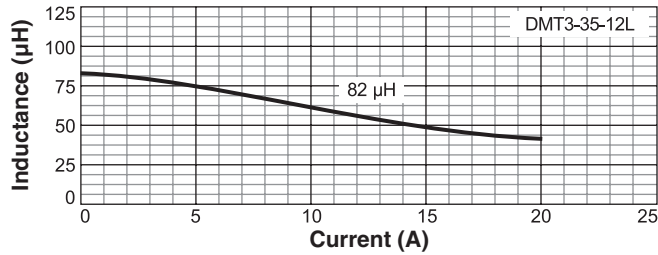
Document 139-6 Revised 07/24/19

© Coilcraft Inc. 2019
 This product may not be used in medical or high risk applications without prior Coilcraft approval. Specification subject to change without notice. Please check web site for latest information.



Output Power Chokes Toroid Styles – DMT3 Series

Typical L vs Current



US +1-847-639-6400 sales@coilcraft.com
UK +44-1236-730595 sales@coilcraft-europe.com
Taiwan +886-2-2264 3646 sales@coilcraft.com.tw
China +86-21-6218 8074 sales@coilcraft.com.cn
Singapore + 65-6484 8412 sales@coilcraft.com.sg

Document 139-7 Revised 07/24/19
 © Coilcraft Inc. 2019
 This product may not be used in medical or high risk applications without prior Coilcraft approval. Specification subject to change without notice. Please check web site for latest information.