



# Miniature RF Chokes – 026011F

- Higher inductance value than most 0201 inductors
- Ferrite construction for low DCR and high current handling
- High impedance for RF isolation in cellular applications
- Optimized 0201 size – 0.7 × 0.3 × 0.55 mm high

Part number <sup>1</sup>	Inductance <sup>2</sup> ±5% (nH)	Impedance typ (Ohms)		SRF typ <sup>3</sup> (MHz)	DCR max <sup>4</sup> (Ohms)	Irms <sup>5</sup> (mA)	B dim max (in / mm)
		900 MHz	1.7 GHz				
026011F-270XJR_	27	135	260	3900	0.125	480	0.015 / 0,38
026011F-720XJR_	72	380	750	2600	0.460	210	0.013 / 0,33
026011F-101XJR_	100	470	900	2300	0.570	200	0.013 / 0,33
026011F-151XJR_	150	850	1900	1800	0.680	190	0.013 / 0,33
026011F-271XJR_	270	1500	4700	1600	1.30	130	0.013 / 0,33
026011F-431XJR_	430	2700	8600	1100	2.10	100	0.013 / 0,33
026011F-561XJR_	560	4500	7500	1000	3.10	90	0.013 / 0,33

1. When ordering, please specify **packaging** code:

### 026011F-561XJR<sub>Y</sub>

**Packaging:** **W** = 7" machine-ready reel. EIA-481 punched paper tape (2000 parts per full reel). Quantities less than full reel available: in tape (not machine ready) or with leader and trailer (\$25 charge).

**Y** = 7" machine-ready reel. EIA-481 punched paper tape (10,000 parts per full reel).

**U** = Less than full reel. In an effort to simplify our part numbering system, Coilcraft is eliminating the need for multiple packaging codes. When ordering, simply change the last letter of your part number from U to W.

- Inductance measured at 7.9 MHz using a Coilcraft SMD-F test fixture with an Agilent/HP 4287A impedance analyzer.
- SRF is measured on an Agilent 8753ES (or equivalent) with a Coilcraft SMD-D test fixture.
- DCR is measured on a Keithley 580 Micro-ohmmeter (or equivalent) with a Coilcraft CCF1192 test fixture.
- Current that causes a 15°C temperature rise from 85°C ambient. This information is for reference only and does not represent absolute maximum ratings. Because of their open construction, these parts will not saturate.

Because of its open construction, these parts will not saturate. Refer to Doc 362 "Soldering Surface Mount Components" before soldering.

**Core material** Ferrite

**Environmental** RoHS compliant, halogen free

**Terminations** RoHS compliant matte tin over nickel over silver-platinum-glass frit

**Weight** 0.9 – 1.1 mg

**Ambient temperature** –40°C to +85°C with Irms current

**Maximum part temperature** +100°C (ambient + temp rise)

**Storage temperature** Component: –40°C to +100°C.

Tape and reel packaging: –40°C to +80°C

**Resistance to soldering heat** Max three 40 second reflows at +260°C, parts cooled to room temperature between cycles

**Temperature Coefficient of Inductance (TCL)** +25 to +150 ppm/°C

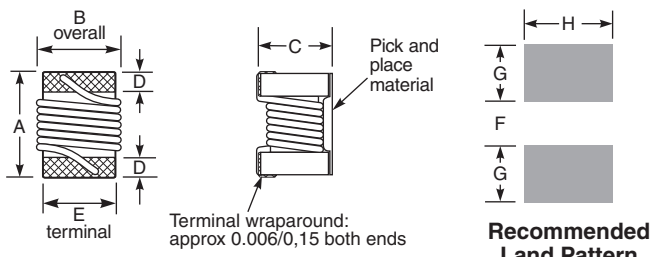
**Moisture Sensitivity Level (MSL)** 1 (unlimited floor life at <30°C / 85% relative humidity)

**Failures in Time (FIT) / Mean Time Between Failures (MTBF)**

One per billion hours / one billion hours, calculated per Telcordia SR-332

**Packaging** 2000 or 10,000 per 7" reel. Paper tape: 8 mm wide, 0.68 mm thick, 2 mm pocket spacing

**PCB washing** Tested to MIL-STD-202 Method 215 plus an additional aqueous wash. See [Doc787\\_PCB\\_Washing.pdf](#).

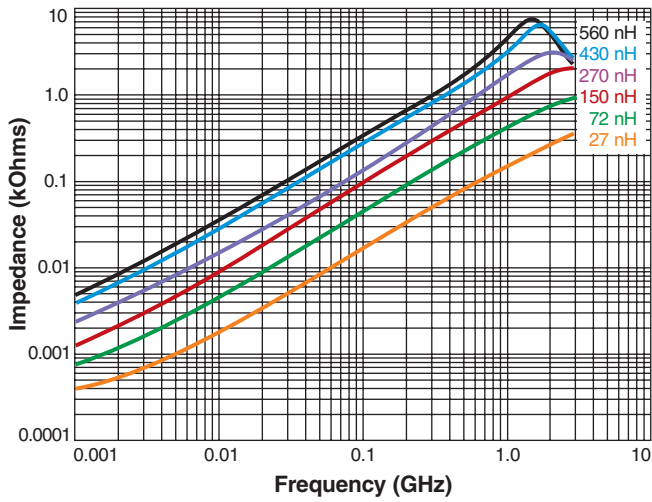


Amax	Bmax	Cmax	D	E	F	G	H
0.030	See table	0.022	0.005	0.0110	0.016	0.010	0.014 inches
0,76		0,55	0,13	0,28	0,41	0,25	0,36 mm

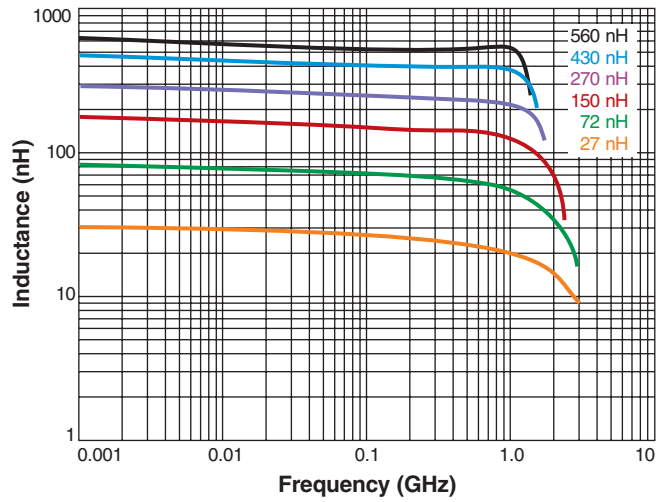


# Miniature RF Chokes – 026011F

## Typical Impedance vs Frequency



## Typical L vs Frequency



**US** +1-847-639-6400 sales@coilcraft.com  
**UK** +44-1236-730595 sales@coilcraft-europe.com  
**Taiwan** +886-2-2264 3646 sales@coilcraft.com.tw  
**China** +86-21-6218 8074 sales@coilcraft.com.cn  
**Singapore** + 65-6484 8412 sales@coilcraft.com.sg

Document 1305-2 Revised 07/06/20  
 © Coilcraft Inc. 2020  
 This product may not be used in medical or high risk applications without prior Coilcraft approval. Specification subject to change without notice. Please check web site for latest information.