

**NEW!**

# Shielded Power Inductors MSS1812T



- 7 inductance values from 100  $\mu$ H to 1000  $\mu$ H
- Very low DCR and excellent current handling
- AEC-Q200 Grade 1 qualified ( $-40^{\circ}\text{C}$  to  $+125^{\circ}\text{C}$  ambient)

**Core material** Ferrite

**Core and winding loss** See [www.coilcraft.com/coreloss](http://www.coilcraft.com/coreloss)

**Environmental** RoHS compliant, halogen free

**Terminations** RoHS compliant matte tin over nickel over phos bronze. Other terminations available at additional cost.

**Weight:** 11.82 g – 13.26 g

**Ambient temperature**  $-40^{\circ}\text{C}$  to  $+125^{\circ}\text{C}$  with ( $40^{\circ}\text{C}$  rise) Irms current.

**Maximum part temperature**  $+165^{\circ}\text{C}$  (ambient + temp rise). [Derating](#).

**Storage temperature** Component:  $-40^{\circ}\text{C}$  to  $+165^{\circ}\text{C}$ .

Tape and reel packaging:  $-40^{\circ}\text{C}$  to  $+80^{\circ}\text{C}$

**Resistance to soldering heat** Max three 40 second reflows at  $+260^{\circ}\text{C}$ , parts cooled to room temperature between cycles

**Moisture Sensitivity Level (MSL)** 1 (unlimited floor life at  $<30^{\circ}\text{C}$  / 85% relative humidity)

**Failures in Time (FIT) / Mean Time Between Failures (MTBF)**

38 per billion hours / 26,315,789 hours, calculated per Telcordia SR-332

**PCB washing** Tested to MIL-STD-202 Method 215 plus an additional aqueous wash. See [Doc787\\_PCB\\_Washing.pdf](#).

Part number <sup>1</sup>	Inductance <sup>2</sup> ( $\mu$ H)	DCR (Ohms) <sup>3</sup>		SRF typ <sup>4</sup> (MHz)	Isat (A) <sup>5</sup>			Irms (A) <sup>6</sup>	
		typ	max		10% drop	20% drop	30% drop	20°C rise	40°C rise
MSS1812T-104MED	100 $\pm 20\%$	0.045	0.052	3.3	5.2	5.8	6.0	2.87	4.35
MSS1812T-154KED	150 $\pm 10\%$	0.057	0.066	2.8	4.2	4.6	4.8	2.50	3.80
MSS1812T-224KED	220 $\pm 10\%$	0.086	0.098	2.3	3.6	3.8	4.0	2.09	3.16
MSS1812T-334KED	330 $\pm 10\%$	0.13	0.15	1.8	2.9	3.1	3.1	1.68	2.55
MSS1812T-474KED	470 $\pm 10\%$	0.20	0.23	1.35	2.4	2.7	2.8	1.39	2.10
MSS1812T-684KED	680 $\pm 10\%$	0.24	0.27	1.33	2.0	2.2	2.3	1.24	1.88
MSS1812T-105KED	1000 $\pm 10\%$	0.45	0.52	0.85	1.7	1.8	1.8	0.93	1.40

1. When ordering, please specify **termination** code:

**MSS1812T-105KED**

**Termination:** **E** = RoHS compliant matte tin over nickel over phos bronze.

Special order:

**Q** = RoHS tin-silver-copper (95.5/4/0.5) or

**P** = non-RoHS tin-lead (63/37).

**Packaging:** **D** = 13" machine-ready reel. EIA-481 embossed plastic tape. Factory order only, not stocked (175 parts per full reel). Quantities less than full reel available: in tape (not machine ready) or with leader and trailer (\$25 charge).

2. Inductance measured at 100 kHz, 0.1 Vrms, 0 Adc using a Coilcraft SMD-A fixture in an Agilent/HP 4263B LCR meter or equivalent.

3. DCR measured on a micro-ohmmeter and a Coilcraft CCF858 test fixture.

4. SRF measured using an Agilent/HP 8753D network analyzer and a Coilcraft SMD-D test fixture.

5. DC current at  $25^{\circ}\text{C}$  that causes the specified inductance drop from its value without current.

[Click for temperature derating information..](#)

6. Current that causes the specified temperature rise from  $25^{\circ}\text{C}$  ambient. This information is for reference only and does not represent absolute maximum ratings. [Click for temperature derating information.](#)

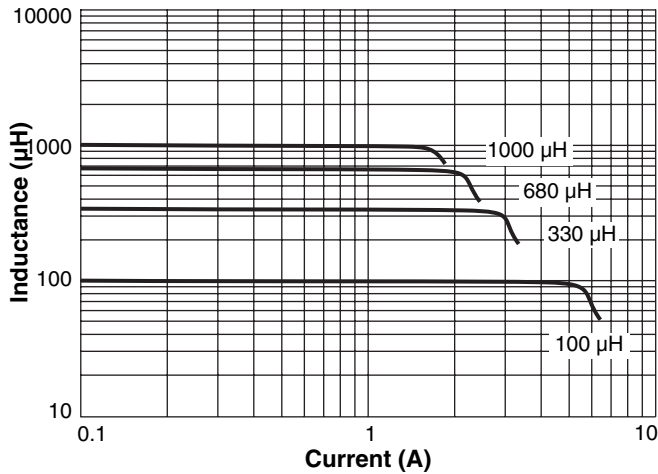
7. Electrical specifications at  $25^{\circ}\text{C}$ .

Refer to Doc 362 "Soldering Surface Mount Components" before soldering.

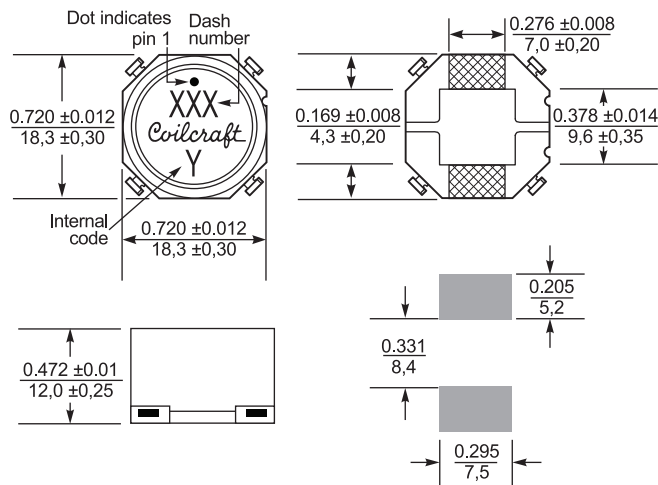
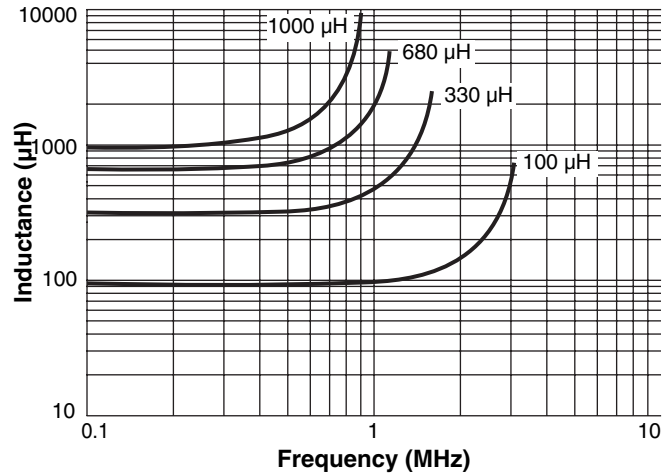


# Shielded Power Inductors – MSS1812T

## Typical L vs Current



## Typical L vs Frequency



Dimensions are in  $\frac{\text{inches}}{\text{mm}}$

### Recommended Land Pattern

**Packaging** 175/13" reel; Plastic tape: 44 mm wide, 0.5 mm thick, 28 mm pocket spacing, 12.4 mm pocket depth



**US** +1-847-639-6400 sales@coilcraft.com  
**UK** +44-1236-730595 sales@coilcraft-europe.com  
**Taiwan** +886-2-2264 3646 sales@coilcraft.com.tw  
**China** +86-21-6218 8074 sales@coilcraft.com.cn  
**Singapore** + 65-6484 8412 sales@coilcraft.com.sg

Document 1617-2 Revised 08/06/20  
 © Coilcraft Inc. 2020  
 This product may not be used in medical or high risk applications without prior Coilcraft approval. Specification subject to change without notice. Please check web site for latest information.