




# Shielded Power Inductors – XAL40<sub>XX</sub>



- High current and very low DCR
- AEC-Q200 qualified
- Soft saturation makes them ideal for VRM/VRD applications.

**Designer's Kit C429** contains 5 of each value

**Core material** Composite

**Core and winding loss** See [www.coilcraft.com/coreloss](http://www.coilcraft.com/coreloss)

**Environmental** RoHS compliant, halogen free

**Terminations** RoHS compliant tin-silver (96.5/3.5) over copper. Other terminations available at additional cost.

**Operating voltage:** 60 V<sup>7</sup>

**Ambient temperature** –40°C to +125°C with (40°C rise) Irms current.

**Maximum part temperature** +165°C (ambient + temp rise). [Derating](#).

**Storage temperature** Component: –55°C to +165°C.

Tape and reel packaging: –55°C to +80°C

**Resistance to soldering heat** Max three 40 second reflows at +260°C, parts cooled to room temperature between cycles

**Moisture Sensitivity Level (MSL)** 1 (unlimited floor life at <30°C / 85% relative humidity)

**PCB washing** Tested to MIL-STD-202 Method 215 plus an additional aqueous wash. See [Doc787\\_PCB\\_Washing.pdf](#).

Part number <sup>1</sup>	Inductance <sup>2</sup> ±20% (µH)	DCR (mOhms) <sup>3</sup>		SRF typ <sup>4</sup> (MHz)	Isat <sup>5</sup> (A)	Irms (A) <sup>6</sup>	
		typ	max			20°C rise	40°C rise
XAL4020-221ME_	0.22	5.81	6.40	191	18.7	12.0	16.8
XAL4020-401ME_	0.40	7.55	8.30	145	12.5	10.0	14.0
XAL4020-601ME_	0.60	9.50	10.45	106	10.4	7.9	11.7
XAL4020-102ME_	1.0	13.25	14.60	79	8.7	6.7	9.6
XAL4020-122ME_	1.2	17.75	19.50	69	7.9	6.6	9.0
XAL4020-152ME_	1.5	21.45	23.60	64	7.1	5.2	7.5
XAL4020-222ME_	2.2	35.20	38.70	52	5.6	4.0	5.5
XAL4030-332ME_	3.3	26.0	28.6	43	5.9	5.0	6.6
XAL4030-472ME_	4.7	40.1	44.1	36	4.6	3.9	5.1
XAL4030-682ME_	6.8	67.4	74.1	29	3.6	3.0	3.9
XAL4040-822ME_	8.2	60.8	66.9	27	4.0	2.4	3.4
XAL4040-103ME_	10	84.0	92.4	24	3.0	2.2	3.1
XAL4040-153ME_	15	109	120	20	2.9	2.0	2.8

1. When ordering, please specify **termination** and **packaging** codes:

**XAL4040-153MEC**

**Termination:** E = RoHS compliant tin-silver over copper.

**Special order:** T = RoHS tin-silver-copper (95.5/4/0.5) or S = non-RoHS tin-lead (63/37).

**Packaging:** C = 7" machine-ready reel. EIA-481 embossed plastic tape. Quantities less than full reel available: in tape (not machine ready) or with leader and trailer (\$25 charge).

**B** = Less than full reel. In an effort to simplify our part numbering system, Coilcraft is eliminating the need for multiple packaging codes. When ordering, simply change the last letter of your part number from B to C.

**D** = 13" machine-ready reel. EIA-481 embossed plastic tape. Factory order only, not stocked.

2. Inductance tested at 1 MHz, 0.1 Vrms, 0 Adc.

3. DCR measured on a micro-ohmmeter.

4. SRF measured using Agilent/HP 4395A or equivalent.

5. DC current at 25°C that causes an inductance drop of 30% (typ) from its value without current.

[Click for temperature derating information.](#)

6. Current that causes the specified temperature rise from 25°C ambient. This information is for reference only and does not represent absolute maximum ratings. Temperature rise is highly dependent on many factors including pcb land pattern, trace size, air flow, and proximity to other components. Therefore temperature rise should be verified in application conditions. [Click for temperature derating information.](#)

7. Voltage capability varies by part number and in many cases may be higher than the listed voltage.

8. Electrical specifications at 25°C.

Refer to Doc 362 "Soldering Surface Mount Components" before soldering.



[www.coilcraft.com](http://www.coilcraft.com)

**US** +1-847-639-6400 [sales@coilcraft.com](mailto:sales@coilcraft.com)

**UK** +44-1236-730595 [sales@coilcraft-europe.com](mailto:sales@coilcraft-europe.com)

**Taiwan** +886-2-2264 3646 [sales@coilcraft.com.tw](mailto:sales@coilcraft.com.tw)

**China** +86-21-6218 8074 [sales@coilcraft.com.cn](mailto:sales@coilcraft.com.cn)

**Singapore** + 65-6484 8412 [sales@coilcraft.com.sg](mailto:sales@coilcraft.com.sg)

Document 806-1 Revised 02/25/26

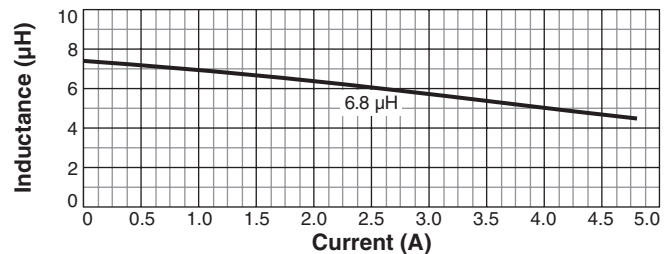
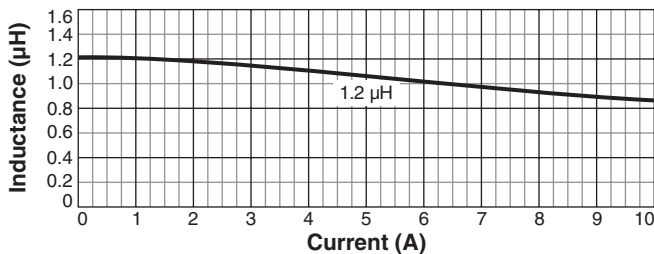
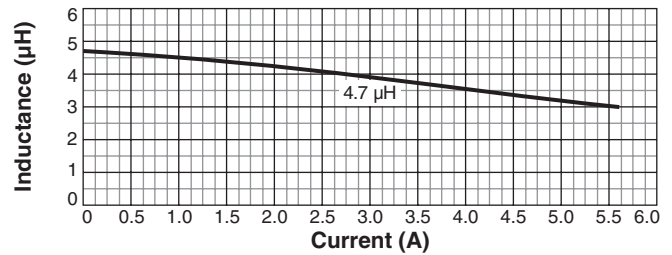
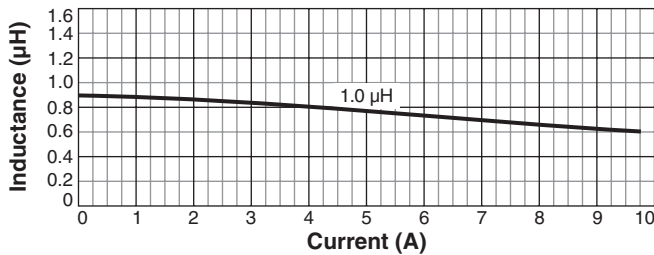
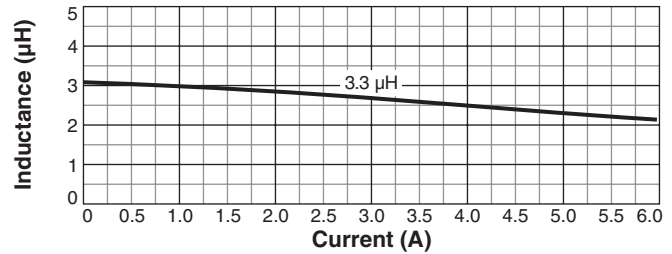
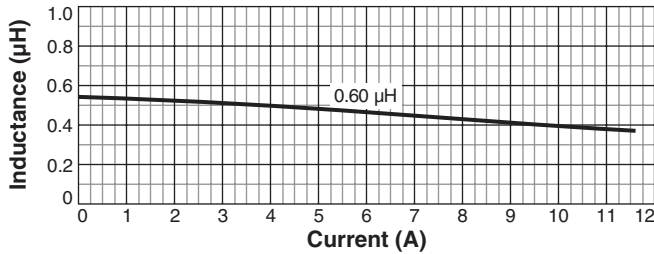
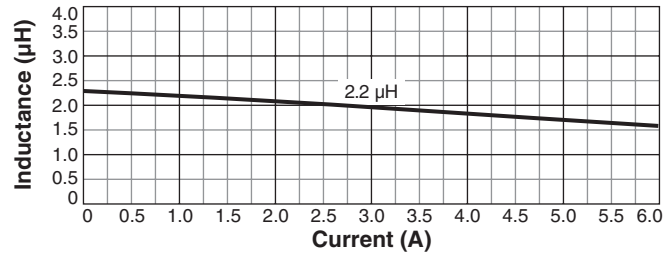
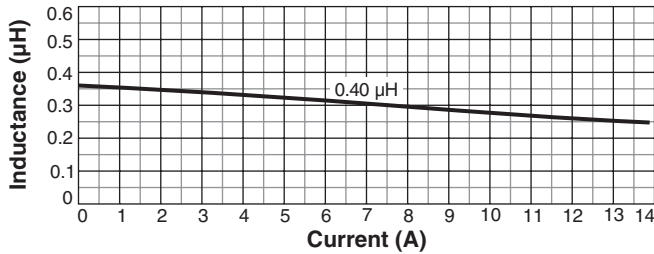
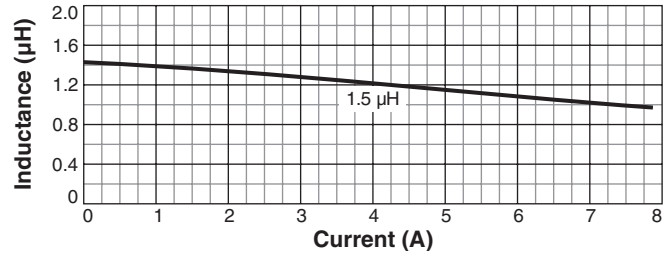
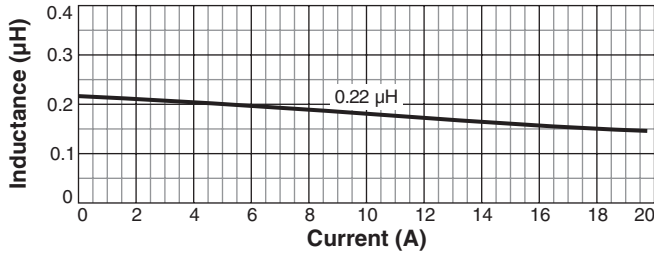
© Coilcraft Inc. 2026

This product may not be used in medical or high risk applications without prior Coilcraft approval. Specification subject to change without notice. Please check web site for latest information.



# Shielded Power Inductors – XAL40xx

## L vs Current



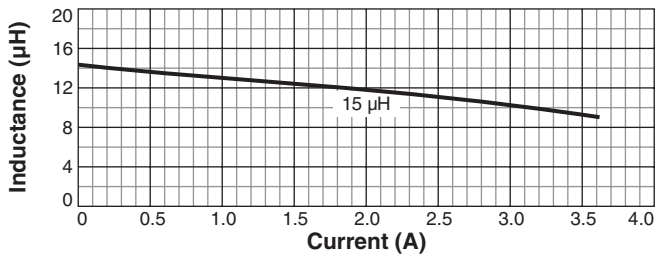
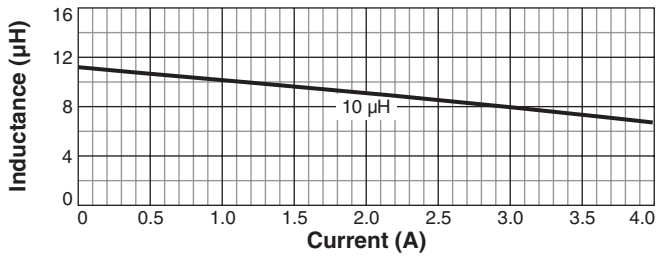
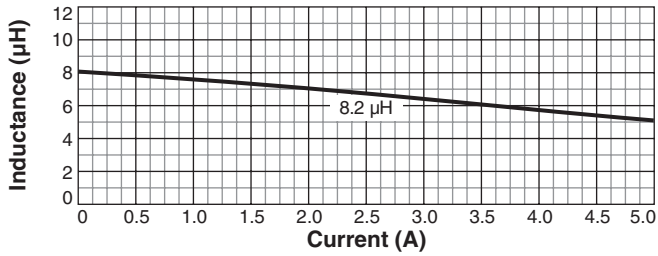
**US** +1-847-639-6400 sales@coilcraft.com  
**UK** +44-1236-730595 sales@coilcraft-europe.com  
**Taiwan** +886-2-2264 3646 sales@coilcraft.com.tw  
**China** +86-21-6218 8074 sales@coilcraft.com.cn  
**Singapore** + 65-6484 8412 sales@coilcraft.com.sg

Document 806-2 Revised 02/25/26  
 © Coilcraft Inc. 2026  
 This product may not be used in medical or high risk applications without prior Coilcraft approval. Specification subject to change without notice. Please check web site for latest information.



# Shielded Power Inductors – XAL40xx

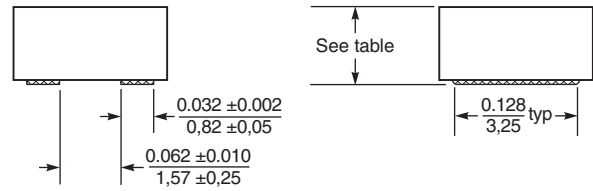
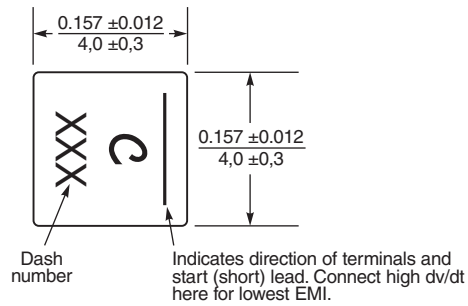
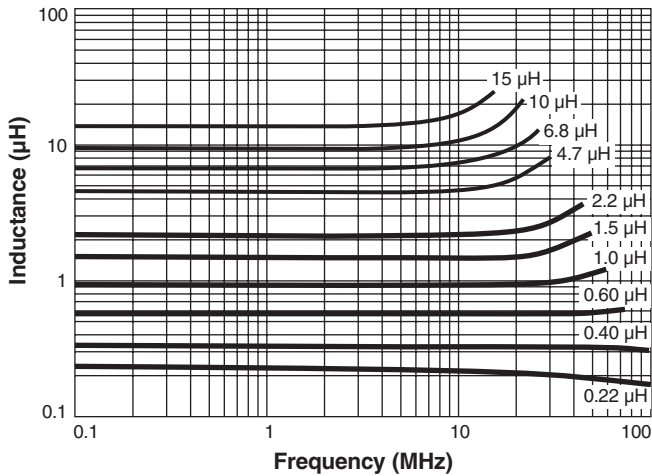
## L vs Current



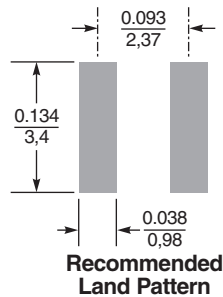
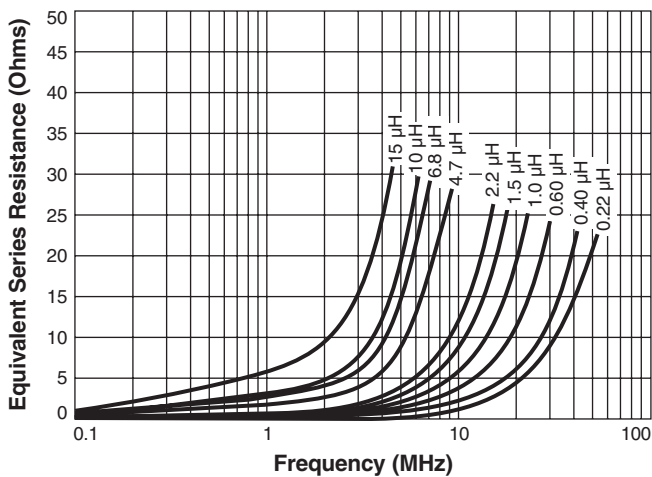


# Shielded Power Inductors - XAL40xx

## Typical L vs Frequency



## Typical ESR vs Frequency



Dash number	Height* max (in / mm)	Weight
-221	0.083 / 2,1	0.17 - 0.18 g
-401	0.083 / 2,1	0.17 - 0.18 g
-601	0.083 / 2,1	0.17 - 0.18 g
-102	0.083 / 2,1	0.17 - 0.18 g
-122	0.083 / 2,1	0.17 - 0.18 g
-152	0.083 / 2,1	0.17 - 0.18 g
-222	0.083 / 2,1	0.17 - 0.18 g
-332	0.122 / 3,1	0.26 - 0.28 g
-472	0.122 / 3,1	0.26 - 0.28 g
-682	0.122 / 3,1	0.26 - 0.28 g
-822	0.161 / 4,1	0.35 - 0.37 g
-103	0.161 / 4,1	0.35 - 0.37 g
-153	0.161 / 4,1	0.35 - 0.37 g

\* For optional tin-lead and tin-silver-copper terminations, dimensions are for the mounted part. Dimensions before mounting can be an additional 0.005 inch / 0.13 mm.

Dimensions are in  $\frac{\text{inches}}{\text{mm}}$

### Packaging

**XAL4020:** 1000/7" reel; 3500/13" reel Plastic tape: 12 mm wide, 0.23 mm thick, 8 mm pocket spacing, 2.3 mm pocket depth  
**XAL4030:** 500/7" reel; 2000/13" reel Plastic tape: 12 mm wide, 0.23 mm thick, 8 mm pocket spacing, 3.25 mm pocket depth  
**XAL4040:** 500/7" reel; 2000/13" reel Plastic tape: 12 mm wide, 0.30 mm thick, 8 mm pocket spacing, 4.27 mm pocket depth



**US** +1-847-639-6400 sales@coilcraft.com  
**UK** +44-1236-730595 sales@coilcraft-europe.com  
**Taiwan** +886-2-2264 3646 sales@coilcraft.com.tw  
**China** +86-21-6218 8074 sales@coilcraft.com.cn  
**Singapore** + 65-6484 8412 sales@coilcraft.com.sg

Document 806-4 Revised 02/25/26  
 © Coilcraft Inc. 2026  
 This product may not be used in medical or high risk applications without prior Coilcraft approval. Specification subject to change without notice. Please check web site for latest information.