


Shielded Power Inductors – LPS4012



- Very low DCR; excellent current handling
- 4.0 × 4.0 mm footprint; less than 1.2 mm tall
- AEC-Q200 qualified

Core material Ferrite

Core and winding loss See www.coilcraft.com/coreloss

Environmental RoHS compliant, halogen free

Terminations RoHS compliant matte tin over nickel over silver. Other terminations available at additional cost.

Weight 54 – 64 mg

Ambient temperature –40°C to +125°C with (40°C rise) Irms current.

Maximum part temperature +165°C (ambient + temp rise). [Derating](#).

Storage temperature Component: –40°C to +125°C.

Tape and reel packaging: –40°C to +80°C

Resistance to soldering heat Max three 40 second reflows at +260°C, parts cooled to room temperature between cycles

Moisture Sensitivity Level (MSL) 1 (unlimited floor life at <30°C / 85% relative humidity)

Recommended pick and place nozzle OD: 4 mm; ID: ≤ 2 mm

PCB washing Tested to MIL-STD-202 Method 215 plus an additional aqueous wash. See [Doc787_PCB_Washing.pdf](#).

Part number ¹	Inductance ² (µH)	DCR max ³ (Ohms)	SRF typ ⁴ (MHz)	Isat (A) ⁵			Irms (A) ⁶	
				10% drop	20% drop	30% drop	20°C rise	40°C rise
LPS4012-331MR_	0.33±20%	0.025	375	5.2	5.4	5.5	2.2	3.0
LPS4012-681MR_	has been changed to LPS4012-681NR_.							
	The LPS4012-681MR_ is not available.							
LPS4012-681NR_	0.68±30%	0.055	220	3.5	3.6	3.7	1.8	2.4
LPS4012-102NR_	1.0±30%	0.060	180	2.8	2.9	3.0	1.7	2.4
LPS4012-152MR_	1.5±20%	0.070	140	2.6	2.7	2.8	1.6	2.2
LPS4012-222MR_	2.2±20%	0.100	115	2.3	2.4	2.5	1.2	1.75
LPS4012-332MR_	3.3±20%	0.100	100	1.3	1.4	1.4	1.45	2.00
LPS4012-472MR_	4.7±20%	0.175	70	1.6	1.7	1.8	1.10	1.45
LPS4012-562MR_	5.6±20%	0.260	60	1.5	1.6	1.6	0.85	1.10
LPS4012-682MR_	6.8±20%	0.340	55	1.3	1.3	1.4	0.80	0.98
LPS4012-103MR_	10±20%	0.350	40	0.98	1.0	1.1	0.55	0.75
LPS4012-153MR_	15±20%	0.550	30	0.79	0.82	0.84	0.53	0.73
LPS4012-223MR_	22±20%	0.600	25	0.74	0.78	0.79	0.52	0.70
LPS4012-333MR_	33±20%	0.825	22	0.45	0.47	0.48	0.46	0.61
LPS4012-473MR_	47±20%	1.40	19	0.35	0.37	0.38	0.40	0.52
LPS4012-683MR_	68±20%	1.70	15	0.30	0.32	0.33	0.35	0.46
LPS4012-104MR_	100±20%	2.40	12	0.24	0.26	0.27	0.30	0.40
LPS4012-124MR_	120±20%	3.30	11.5	0.23	0.24	0.25	0.27	0.36
LPS4012-154MR_	150±20%	3.50	10.0	0.21	0.22	0.23	0.25	0.32
LPS4012-184MR_	180±20%	5.00	8.0	0.18	0.19	0.20	0.23	0.29
LPS4012-224MR_	220±20%	5.20	7.0	0.15	0.16	0.17	0.21	0.27
LPS4012-334MR_	330±20%	7.20	7.0	0.14	0.14	0.15	0.17	0.225
LPS4012-474MR_	470±20%	10.0	4.0	0.10	0.11	0.12	0.13	0.175
LPS4012-564MR_	560±20%	12.5	3.5	0.10	0.105	0.115	0.11	0.140
LPS4012-684MR_	680±20%	13.5	3.0	0.10	0.105	0.110	0.11	0.135
LPS4012-824MR_	820±20%	20.0	3.0	0.090	0.095	0.095	0.105	0.132
LPS4012-105MR_	1000±20%	21.5	3.0	0.080	0.090	0.095	0.100	0.130
LPS4012-155MR_	1500±20%	30.0	2.5	0.080	0.090	0.090	0.087	0.115
LPS4012-185MR_	1800±20%	35.0	2.0	0.079	0.085	0.087	0.075	0.100
LPS4012-225MR_	2200±20%	42.0	1.0	0.079	0.083	0.085	0.070	0.090

1. Please specify **termination** and **packaging** codes:

LPS4012-225MRC

Termination: R= RoHS compliant matte tin over nickel over silver.

Special order, added cost:

Q = RoHS tin-silver-copper (95.5/4/0.5)
or **P** = non-RoHS tin-lead (63/37).

Packaging: C= 7" machine-ready reel. EIA-481 embossed plastic tape (1000 parts per full reel). Quantities less than full reel available: in tape (not machine ready) or with leader and trailer (\$25 charge).

D= 13" machine-ready reel. EIA-481 embossed plastic tape. Factory order only, not stocked (3500 parts per full reel).

B= Less than full reel. In an effort to simplify our part numbering system, Coilcraft is eliminating the need for multiple packaging codes. When ordering, simply change the last letter of your part number from B to C.

2. Inductance tested at 100 kHz, 0.1 Vrms using an Agilent/HP 4192A. Inductance at 1 MHz is the same for parts with SRF ≥10 MHz.
3. DCR measured on a micro-ohmmeter.
4. SRF measured using Agilent/HP 8753ES or equivalent.
5. DC current at 25°C that causes the specified inductance drop from its value without current.
[Click for temperature derating information.](#)
6. Current that causes the specified temperature rise from 25°C ambient. This information is for reference only and does not represent absolute maximum ratings.
[Click for temperature derating information.](#)
7. Electrical specifications at 25°C.
Refer to Doc 362 "Soldering Surface Mount Components" before soldering.



www.coilcraft.com

US +1-847-639-6400 sales@coilcraft.com

UK +44-1236-730595 sales@coilcraft-europe.com

Taiwan +886-2-2264 3646 sales@coilcraft.com.tw

China +86-21-6218 8074 sales@coilcraft.com.cn

Singapore + 65-6484 8412 sales@coilcraft.com.sg

Document 433-1 Revised 04/17/26

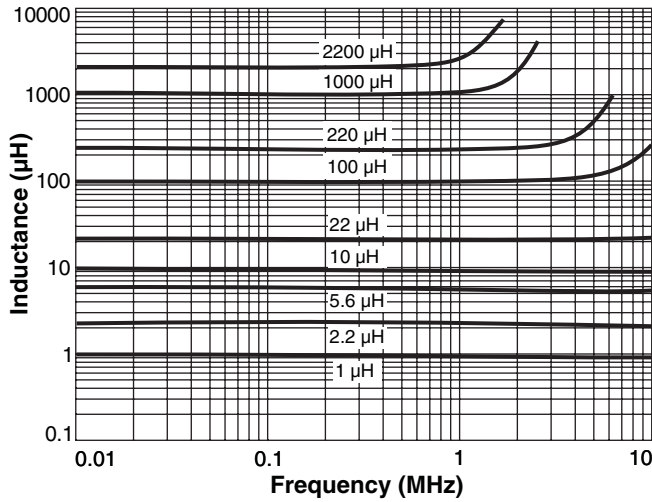
© Coilcraft Inc. 2026

This product may not be used in medical or high risk applications without prior Coilcraft approval. Specification subject to change without notice. Please check web site for latest information.

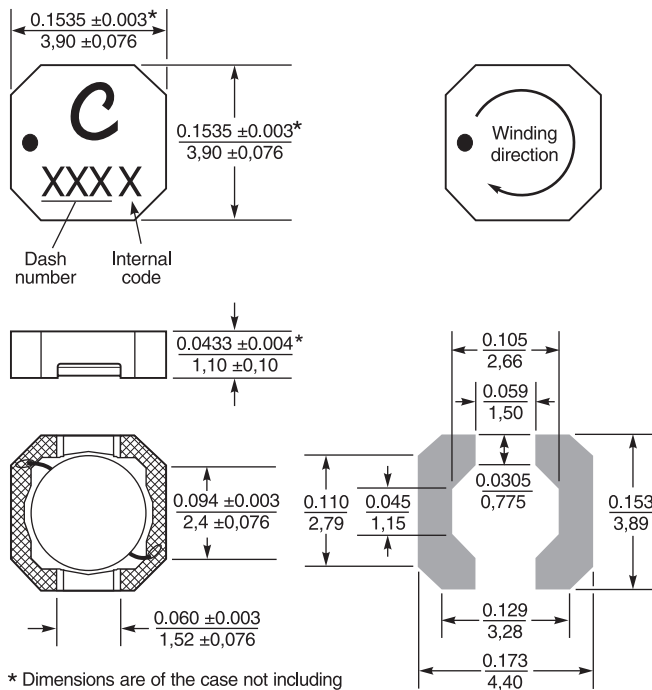
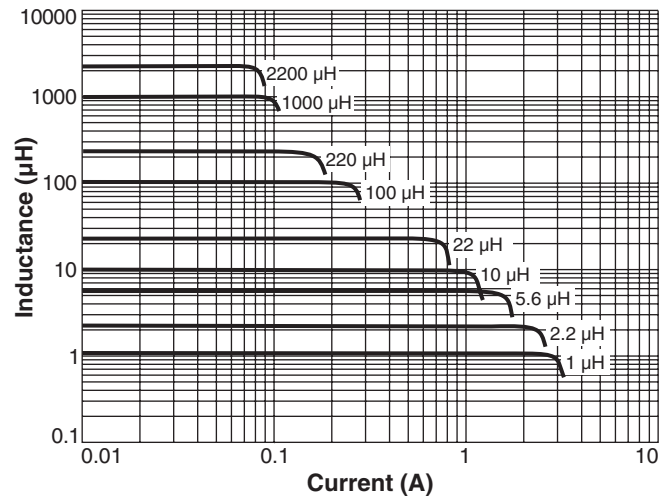


Shielded SMT Power Inductors – LPS4012 Series

Typical L vs Frequency



Typical L vs Current



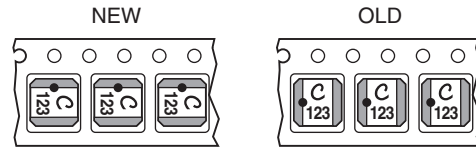
* Dimensions are of the case not including the termination. For maximum overall dimensions including the termination, add 0.005 in / 0,13 mm.
For optional tin-lead and tin-silver-copper terminations, dimensions are for the mounted part. Dimensions before mounting can be an additional 0.005 inch / 0,13 mm).

Recommended Land Pattern

Dimensions are in inches mm

Packaging 1000/7" reel; 3500/13" reel Plastic tape: 12 mm wide, 0.25 mm thick, 8 mm pocket spacing, 1.45 mm pocket depth

NOTE NEW PART ORIENTATION Parts are rotated 90° in the packaging tape compared to previous versions of this product.



Coilcraft **Designer's Kit C392** contains samples of 0.56 µH to 33 µH parts (3 each) from LPS3008, LPS3010 and LPS3015. **Kit C401** contains samples of 0.56 µH to 33 µH parts (3 each) from LPS4012 and LPS4018. **Kit C402** contains samples of 220 µH to 2200 µH parts (3 each) from four series. For details of kit contents and to order, contact Coilcraft or visit <https://www.coilcraft.com/en-us/kits/>.



US +1-847-639-6400 sales@coilcraft.com
UK +44-1236-730595 sales@coilcraft-europe.com
Taiwan +886-2-2264 3646 sales@coilcraft.com.tw
China +86-21-6218 8074 sales@coilcraft.com.cn
Singapore + 65-6484 8412 sales@coilcraft.com.sg

Document 433-2 Revised 04/17/26
 © Coilcraft Inc. 2026
 This product may not be used in medical or high risk applications without prior Coilcraft approval. Specification subject to change without notice. Please check web site for latest information.