




# Shielded Power Inductors – XAL7030



- High current and very low DCR
- AEC-200 Grade 1 qualified (–40°C to +125°C ambient)
- Soft saturation makes them ideal for VRM/VRD applications.

**Designer's Kit C441** contains 3 each of all values

**Core material** Composite

**Environmental** RoHS compliant, halogen free

**Terminations** RoHS compliant tin-silver (96.5/3.5) over copper. Other terminations available at additional cost.

**Weight** 0.83 – 0.86 g

**Ambient temperature** –40°C to +125°C with (40°C rise) Irms current.

**Maximum part temperature** +165°C (ambient + temp rise). **Derating.**

**Storage temperature** Component: –40°C to +165°C.

Tape and reel packaging: –40°C to +80°C

**Resistance to soldering heat** Max three 40 second reflows at

+260°C, parts cooled to room temperature between cycles

**Moisture Sensitivity Level (MSL)** 1 (unlimited floor life at <30°C / 85% relative humidity)

**Failures in Time (FIT) / Mean Time Between Failures (MTBF)**

38 per billion hours / 26,315,789 hours, calculated per Telcordia SR-332

**Packaging** 400/7" reel; 1500/13" reel Plastic tape: 16 mm wide, 0.3 mm thick, 12 mm pocket spacing, 3.3 mm pocket depth

**PCB washing** Tested to MIL-STD-202 Method 215 plus an additional aqueous wash. See [Doc787\\_PCB\\_Washing.pdf](#).

Part number <sup>1</sup>	Inductance <sup>2</sup> ±20% (µH)	DCR (mOhms) <sup>3</sup>		SRF typ <sup>4</sup> (MHz)	Isat <sup>5</sup> (A)	Irms (A) <sup>6</sup>	
		typ	max			20°C rise	40°C rise
XAL7030-161ME_	0.16	1.15	1.26	158	60.0	24.9	32.5
XAL7030-301ME_	0.30	1.75	1.92	101	41.0	21.0	27.6
XAL7030-601ME_	0.60	3.00	3.30	72	36.0	18.0	23.0
XAL7030-102ME_	1.0	4.55	5.00	52	28.0	16.1	21.8
XAL7030-152ME_	1.5	7.60	8.36	39	23.5	11.9	15.0
XAL7030-222ME_	2.2	13.7	15.07	29	18.0	10.0	12.9
XAL7030-272ME_	2.7	15.7	17.30	32	12.8	9.2	11.4
XAL7030-332ME_	3.3	19.5	21.45	25	12.3	8.0	10.0
XAL7030-472ME_	4.7	26.1	30.00	21	10.1	6.9	9.0
XAL7030-562ME_	5.6	28.1	32.32	17	9.8	5.3	7.3
XAL7030-682ME_	6.8	45.0	51.75	15	8.7	4.4	6.8
XAL7030-822ME_	8.2	53.0	60.94	13	8.4	2.9	5.9
XAL7030-103ME_	10	60.4	69.46	12	7.7	2.6	5.3

**Irms Testing**

Irms testing was performed on 0.75 inch wide × 0.25 inch thick copper traces in still air.

Temperature rise is highly dependent on many factors including pcb land pattern, trace size, and proximity to other components. Therefore temperature rise should be verified in application conditions.

1. When ordering, please specify **termination** and **packaging** code:

**XAL7030-562MEC**

**Termination:** **E** = Halogen free component. RoHS compliant tin-silver over copper terminations. Special order: **T** = RoHS tin-silver-copper (95.5/4/0.5) or **S** = non-RoHS tin-lead (63/37).

**Packaging:** **C** = 7" machine-ready reel. EIA-481 embossed plastic tape (400 parts per full reel).

**B** = Less than full reel. In tape, but not machine ready. To have a leader and trailer added (\$25 charge), use code letter C instead.

**D** = 13" machine-ready reel. EIA-481 embossed plastic tape. Factory order only, not stocked (1500 parts per full reel).

2. Inductance tested at 1 MHz, 0.1 Vrms, 0 Adc.

3. DCR measured on a micro-ohmmeter.

4. SRF measured using Agilent/HP 4395A or equivalent.

5. DC current at 25°C that causes an inductance drop of 30% (typ) from its value without current.

[Click for temperature derating information.](#)

6. Current that causes the specified temperature rise from 25°C ambient. This information is for reference only and does not represent absolute maximum ratings. [Click for temperature derating information.](#)

7. Electrical specifications at 25°C.

Refer to Doc 362 "Soldering Surface Mount Components" before soldering.



www.coilcraft.com

**US** +1-847-639-6400 sales@coilcraft.com

**UK** +44-1236-730595 sales@coilcraft-europe.com

**Taiwan** +886-2-2264 3646 sales@coilcraft.com.tw

**China** +86-21-6218 8074 sales@coilcraft.com.cn

**Singapore** + 65-6484 8412 sales@coilcraft.com.sg

Document 863-1 Revised 06/15/17

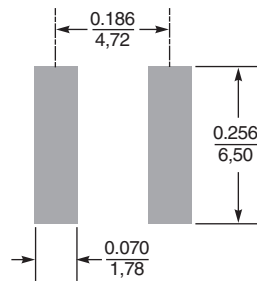
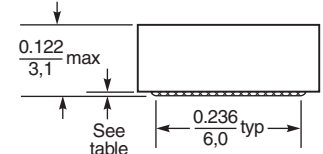
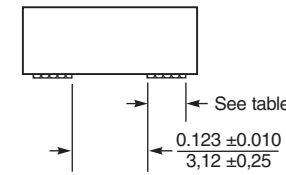
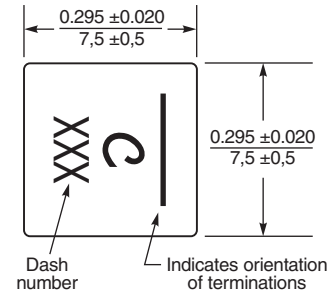
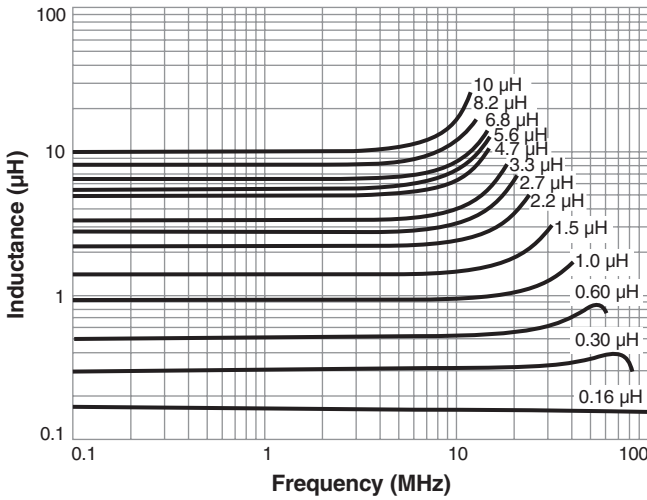
© Coilcraft Inc. 2017

This product may not be used in medical or high risk applications without prior Coilcraft approval. Specification subject to change without notice. Please check web site for latest information.

# HIGH TEMPERATURE

## Shielded Power Inductors – XAL7030

### Typical L vs Frequency



#### Recommended Land Pattern

Dash number	Terminal thickness (typ) (in / mm)	Terminal width ±0.004 / ±0.10 (in / mm)
-161	0.0138 / 0.35	0.063 / 1.60
-301	0.0138 / 0.35	0.063 / 1.60
-601	0.0098 / 0.25	0.063 / 1.60
-102	0.0079 / 0.20	0.063 / 1.60
-152	0.0059 / 0.15	0.063 / 1.60
-222	0.0039 / 0.10	0.063 / 1.60
-272	0.0039 / 0.10	0.063 / 1.60
-332	0.0039 / 0.10	0.063 / 1.60
-472	0.0031 / 0.08	0.055 / 1.40
-562	0.0031 / 0.08	0.055 / 1.40
-682	0.0024 / 0.06	0.055 / 1.40
-822	0.0024 / 0.06	0.055 / 1.40
-103	0.0024 / 0.06	0.055 / 1.40

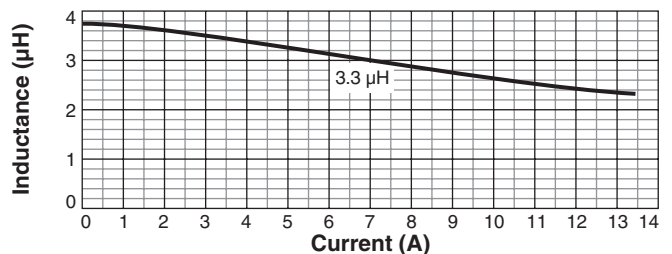
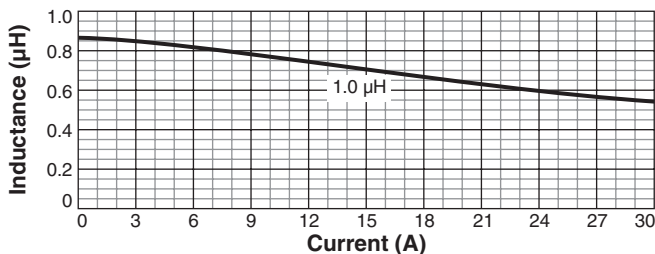
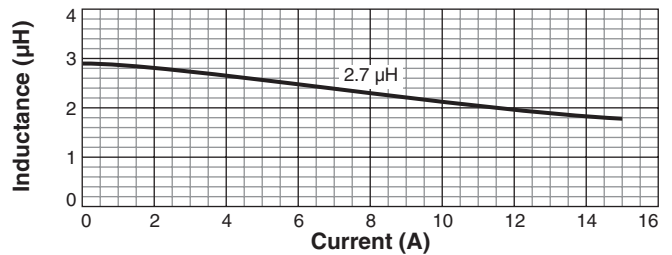
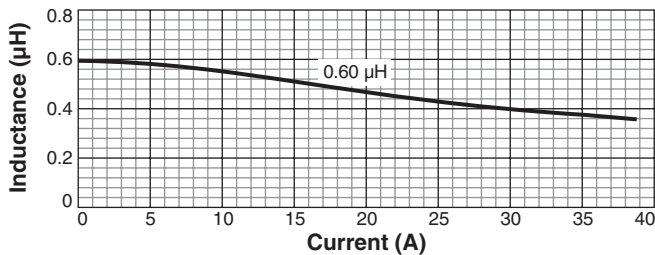
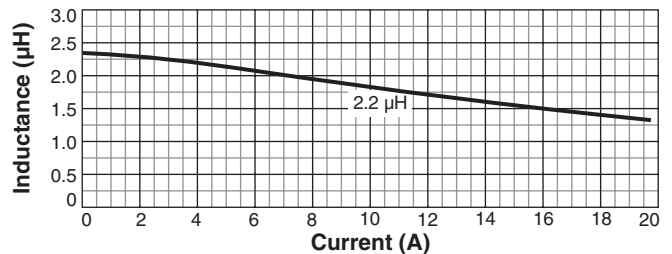
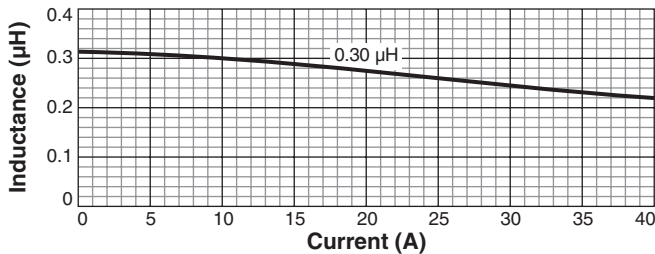
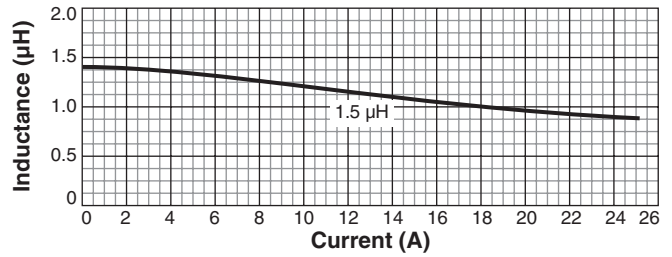
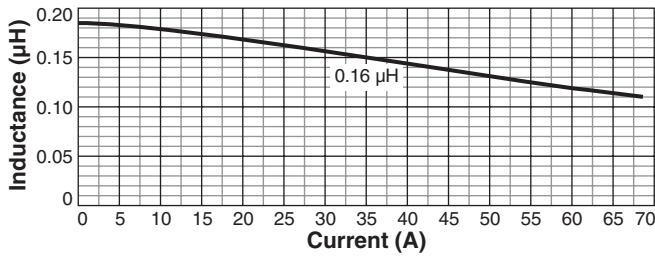
Dimensions are in <sup>inches</sup>/<sub>mm</sub>



# HIGH TEMPERATURE

## Shielded Power Inductors – XAL7030

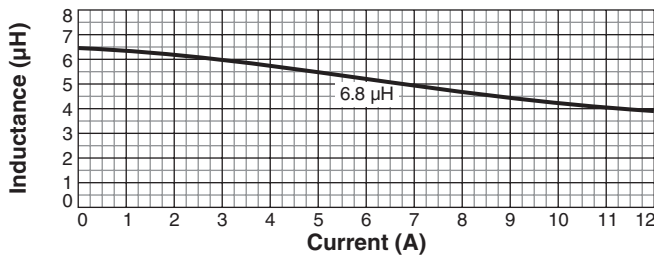
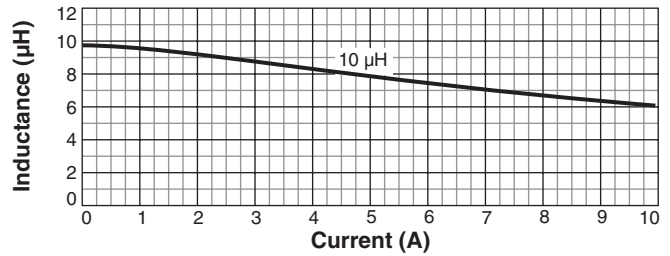
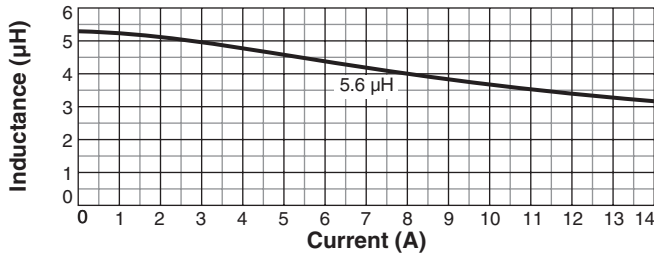
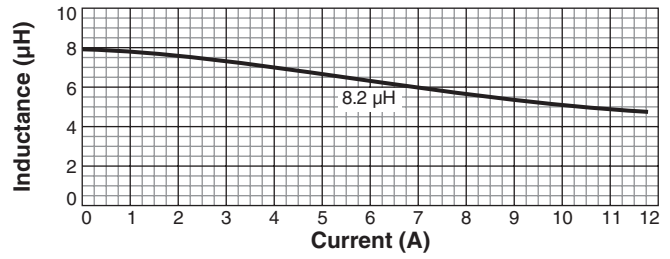
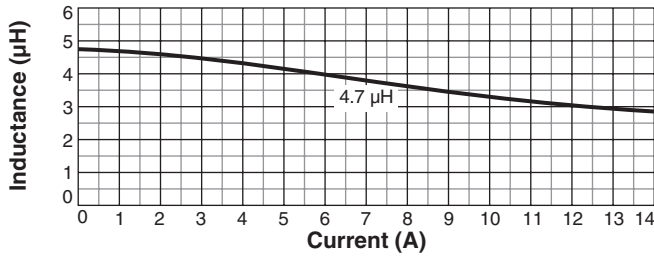
### L vs Current



# HIGH TEMPERATURE

## Shielded Power Inductors – XAL7030

### L vs Current



www.coilcraft.com

**US** +1-847-639-6400 sales@coilcraft.com  
**UK** +44-1236-730595 sales@coilcraft-europe.com  
**Taiwan** +886-2-2264 3646 sales@coilcraft.com.tw  
**China** +86-21-6218 8074 sales@coilcraft.com.cn  
**Singapore** + 65-6484 8412 sales@coilcraft.com.sg

Document 863-4 Revised 06/15/17

© Coilcraft Inc. 2017

This product may not be used in medical or high risk applications without prior Coilcraft approval. Specification subject to change without notice. Please check web site for latest information.