




Shielded Power Inductors – SLC7649



- Designed for use in multi-phase VRM/VRD regulators and high current/high frequency DC/DC converters.
- Requires only 60 mm² of board space; can handle up to 100A

Designer's Kit C467 contains 3 each of select values.

Core material Ferrite

Core and winding loss See www.coilcraft.com/coreloss

Terminations RoHS compliant matte tin over nickel over copper. Other terminations available at additional cost.

Weight 0.9 g

Ambient temperature -40°C to +85°C with (40°C rise) Irms current.

Maximum part temperature +125°C (ambient + temp rise). [Derating](#).

Storage temperature Component: -40°C to +125°C.

Tape and reel packaging: -40°C to +80°C

Resistance to soldering heat Max three 40 second reflows at +260°C, parts cooled to room temperature between cycles

Moisture Sensitivity Level (MSL) 1 (unlimited floor life at <30°C / 85% relative humidity)

Failures in Time (FIT) / Mean Time Between Failures (MTBF)

38 per billion hours / 26,315,789 hours, calculated per Telcordia SR-332

Packaging 250/7" reel; 1000/13" reel Plastic tape: 16 mm wide, 0.35 mm thick, 12 mm pocket spacing, 5 mm pocket depth

PCB washing Tested to MIL-STD-202 Method 215 plus an additional aqueous wash. See [Doc787_PCB_Washing.pdf](#).

Part number ¹	L ±10% ² (nH)	DCR ±5% ³ (mOhms)	SRF typ ⁴ (MHz)	Isat ⁵ (A)	Irms ⁶ (A)
SLC7649S-360KL_	36	0.17	1150	100	39
SLC7649S-500KL_	50	0.17	900	84	39
SLC7649S-700KL_	70	0.17	750	65	39
SLC7649S-101KL_	100	0.17	110	42	39
SLC7649S-121KL_	120	0.17	78	33	39
SLC7649S-151KL_	150	0.17	67	27	39

1. When ordering, please specify **termination** and **packaging** code:

SLC7649S-101KLC

Termination: L = RoHS compliant matte tin over nickel over copper
Special order: T = RoHS tin-silver-copper (95.5/4/0.5) or S = non-RoHS tin-lead (63/37).

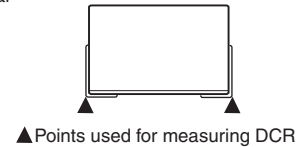
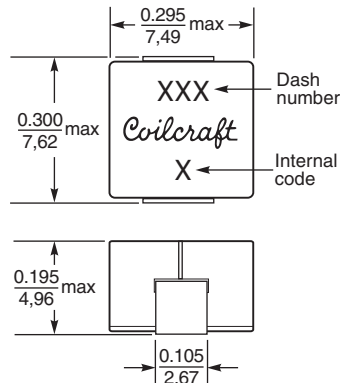
Packaging: C = 7" machine-ready reel. EIA-481 embossed plastic tape (250 per full reel).

B = Less than full reel. In tape, but not machine ready. To have a leader and trailer added (\$25 charge), use code letter C instead.

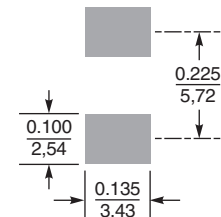
D = 13" machine-ready reel. EIA-481 embossed plastic tape (1000 per full reel). Factory order only, not stocked.

- Inductance tested at 100 kHz, 0.1 Vrms using an Agilent/HP 4263B LCR meter or equivalent.
- DCR is measured between the two points indicated on the dimensional drawing.
- SRF measured using an Agilent/HP 8753ES network analyzer or equivalent.
- DC current at 25°C that causes a 20% (typ) inductance drop from its value without current. [Click for temperature derating information](#).
- Current that causes a 40°C temperature rise from 25°C ambient. This information is for reference only and does not represent absolute maximum ratings. [Click for temperature derating information](#).
- Electrical specifications at 25°C.

Refer to Doc 362 "Soldering Surface Mount Components" before soldering.



Recommended Land Pattern



Dimensions are in $\frac{\text{inches}}{\text{mm}}$



US +1-847-639-6400 sales@coilcraft.com
UK +44-1236-730595 sales@coilcraft-europe.com
Taiwan +886-2-2264 3646 sales@coilcraft.com.tw
China +86-21-6218 8074 sales@coilcraft.com.cn
Singapore +65-6484 8412 sales@coilcraft.com.sg

Document 481-1 Revised 09/15/15

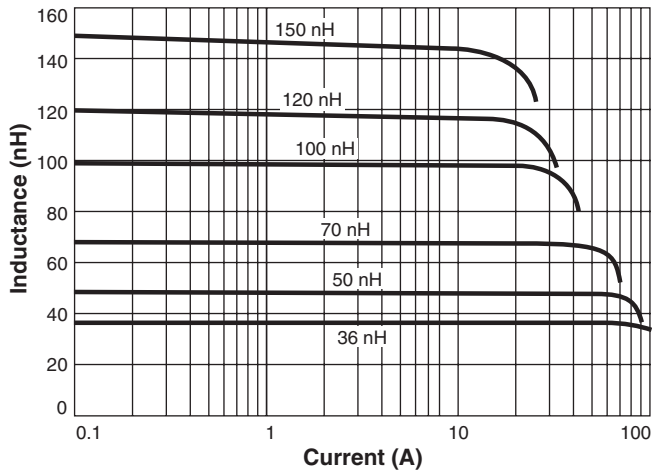
© Coilcraft Inc. 2017

This product may not be used in medical or high risk applications without prior Coilcraft approval. Specification subject to change without notice. Please check web site for latest information.

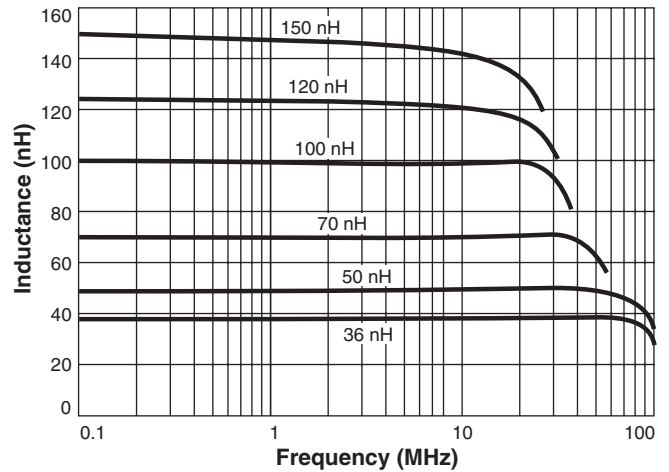


Shielded Power Inductors – SLC7649 Series

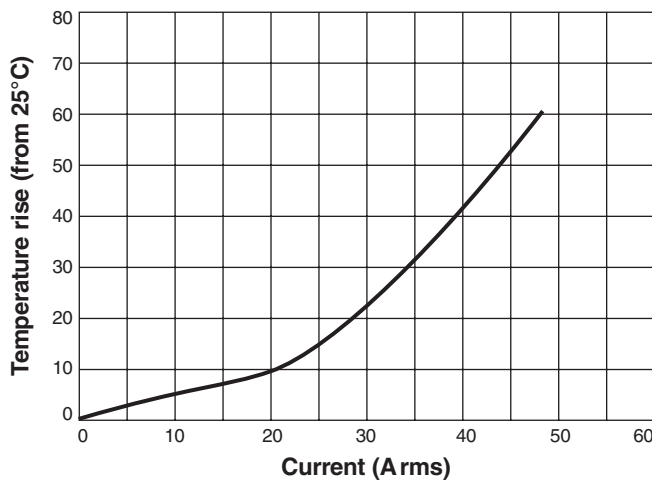
L vs Current



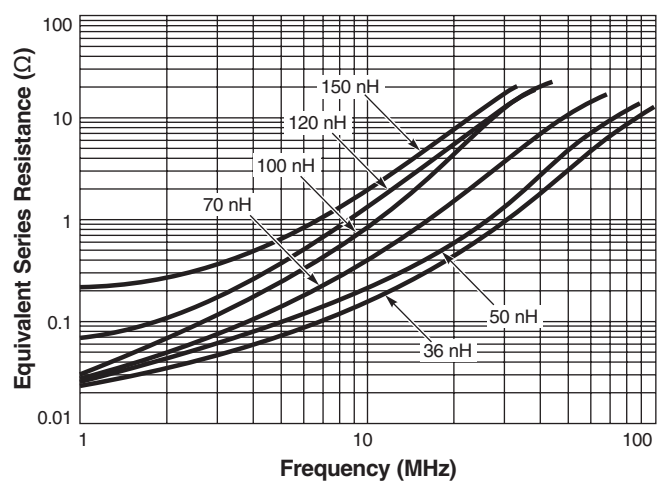
L vs Frequency



Temperature Rise vs Current



ESR vs Frequency



US +1-847-639-6400 sales@coilcraft.com
UK +44-1236-730595 sales@coilcraft-europe.com
Taiwan +886-2-2264 3646 sales@coilcraft.com.tw
China +86-21-6218 8074 sales@coilcraft.com.cn
Singapore + 65-6484 8412 sales@coilcraft.com.sg

Document 481-2 Revised 09/15/15
 © Coilcraft Inc. 2017
 This product may not be used in medical or high risk applications without prior Coilcraft approval. Specification subject to change without notice. Please check web site for latest information.