


NEW!

SMT Planar Transformer

For TI UCC2897
(PMP9656
Reference Design)



- Developed for Texas Instruments UCC2897 Active Clamp Forward (PMP9656 reference design)
- Rated for 250 Watts
- Designed to operate at 200 kHz with 48 – 60 Vdc input.
- High efficiency; excellent DCR; very low leakage inductance; 1500 Vrms, one minute primary to secondary isolation.
- Provides 0.009" (0.229 mm) clearance above the seating plane

Core material Ferrite

Terminations Matte tin over nickel over brass.

Weight 26.5 g

Ambient temperature -40°C to +85°C

Maximum part temperature +125°C (ambient + temp rise)

Storage temperature Component: -40°C to +125°C.

Tray packaging: -40°C to +80°C

Resistance to soldering heat Max three 40 second reflows at +260°C, parts cooled to room temperature between cycles

Moisture Sensitivity Level (MSL) 1 (unlimited floor life at <30°C / 85% relative humidity)

Failures in Time (FIT) / Mean Time Between Failures (MTBF)

38 per billion hours / 26,315,789 hours, calculated per Telcordia SR-332

Packaging 25 per tray

PCB washing Tested to MIL-STD-202 Method 215 plus an additional aqueous wash. See [Doc787_PCB_Washing.pdf](#).

Part number	Turns			Primary inductance ¹ ±20% (µH)	Leakage inductance ² max (µH)	DCR max (mOhms) ³			Volt-time product typ ⁴ (Vµsec)	Output
	Pri	Sec	Aux			Primary	Secondary	Aux		
RA6992-BL	8	4	4	50	0.25	6.9	4.2	82	206	12 V, 21 A

1. Inductance measured on an Agilent/HP 4284 at 200 kHz, 0.5 Vrms, 0 Adc with windings connected in parallel.

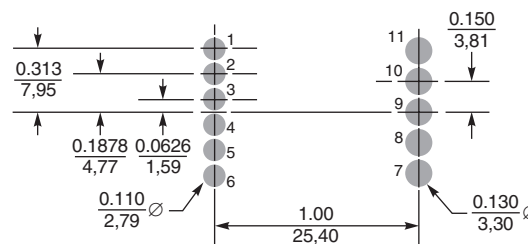
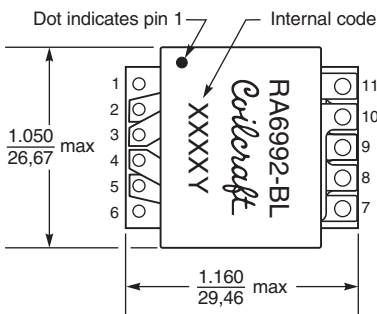
2. Leakage inductance is for the primary with windings connected in parallel, measured at 200 kHz, 0.5 Vrms, 0 Adc with all secondary pins shorted.

3. DCR for primary is measured with the windings connected in parallel. DCR for secondary is measured between pins 7 and 11.

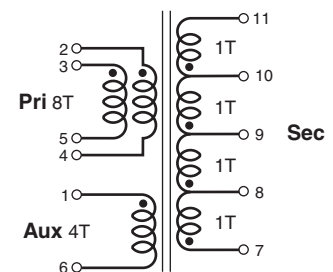
4. Volt-time product is based on primary windings connected in parallel.

5. Electrical specifications at 25°C.

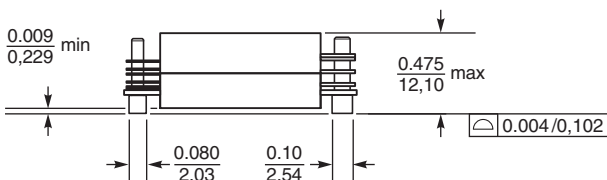
Refer to Doc 362 "Soldering Surface Mount Components" before soldering.



Recommended Land Pattern



Primary windings to be connected in parallel on the PC board



Dimensions are in inches/mm



www.coilcraft.com

US +1-847-639-6400 sales@coilcraft.com
UK +44-1236-730595 sales@coilcraft-europe.com
Taiwan +886-2-2264 3646 sales@coilcraft.com.tw
China +86-21-6218 8074 sales@coilcraft.com.cn
Singapore + 65-6484 8412 sales@coilcraft.com.sg

Document 1268 Revised 11/16/15

© Coilcraft Inc. 2016

This product may not be used in medical or high risk applications without prior Coilcraft approval. Specification subject to change without notice. Please check web site for latest information.