

Mag Amp Toroids – G642X Series



This product is not RoHS-compliant. Contact Coilcraft for current status or possible alternatives.

These low cost saturable reactor (mag amp) coils are designed to regulate switching power supplies operating at frequencies from 20 kHz to over 100 kHz.

In multi-output circuits requiring tight crossregulation, mag amp control is simple and more cost-effective than adding conventional linear voltage regulators to each output. Mag amps are also particularly advantageous where load current exceeds 1 or 2 amps, because of their efficiency and low heat dissipation.

Coilcraft **Designer's Kit No. P206** contains samples of all values shown. To order, please contact Coilcraft or visit <http://order.coilcraft.com>.

Advantages

- Higher efficiency than linear regulators, especially at higher currents
- Simple cross-regulation of multi-output supplies
- Lower EMI
- Frequency range of 20 kHz to over 100 kHz
- Standardized construction for maximum economy

Electrical Specifications

	G6421-A	G6422-A	G6423-A	G6424-A	G6425-A	G6426-A
Current ¹	1 A	1 A	1 A	5 A	5 A	5 A
Volt-time product (typical)	93 v-μsec	133 v-μsec	372 v-μsec	42 v-μsec	66 v-μsec	186 v-μsec
Weight (g)	4.4	5.5	9.6	5.2	6.6	12.8

1. Based on 40°C maximum temperature rise.
2. Operating temperature range –40°C to +85°C.
3. Electrical specifications at 25°C.



www.coilcraft.com

US +1-847-639-6400 sales@coilcraft.com
UK +44-1236-730595 sales@coilcraft-europe.com
Taiwan +886-2-2264 3646 sales@coilcraft.com.tw
China +86-21-6218 8074 sales@coilcraft.com.cn
Singapore + 65-6484 8412 sales@coilcraft.com.sg

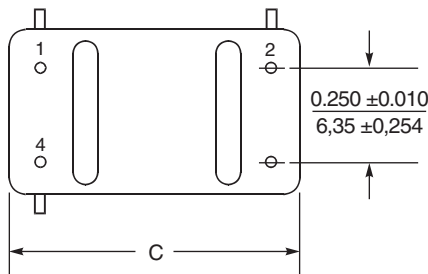
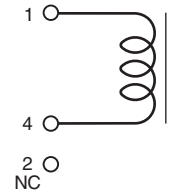
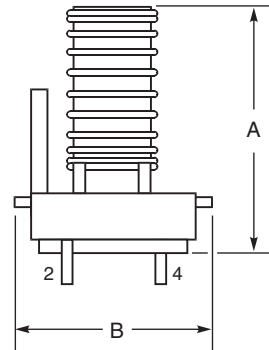
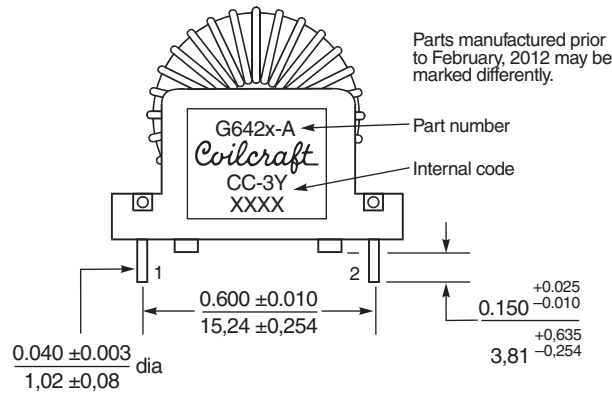
Document 140-1 Revised 03/22/12

© Coilcraft Inc. 2012

This product may not be used in medical of high risk applications without prior Coilcraft approval. Specification subject to change without notice. Please check out web site for latest information.

Mag Amp Toroids - G642X Series

Dimensions



Part number	A max	B max	C max
G6421-A	0.85/21,59	0.65/16,51	0.825/20,96
G6422-A	1.00/25,40	0.65/16,51	0.825/20,96
G6423-A	1.25/31,75	0.65/16,51	1.150/29,21
G6424-A	0.90/22,86	0.55/13,97	0.825/20,96
G6425-A	1.05/26,67	0.55/13,97	0.825/20,96
G6426-A	1.30/33,02	0.55/13,97	1.150/29,21

Test Circuit

The test circuit below can be used to test the volt-time product supported by each of the mag amp coils.

Apply the square wave to the coil and observe the current waveform (voltage across the series resistor). Increase the applied voltage until a spike appears at the end of each half cycle, indicating core saturation.

Saturation is defined as the point at which the magnitude of the spike has become twice the peak value of the

square wave. (Actually the current square wave is not flat but gradually increases due to the magnetizing current.)

To record the volt-time product, multiply the applied peak voltage by the time required to reach saturation and divide by two.

The series resistor should be as small as possible, without loading the square wave supply. If the square wave generator is powerful enough, the differential amp may not be necessary.

