




# Surface Mount Tip and Ring Filters



These surface mount tip and ring filters provide substantial reduction of noise throughout an extended frequency range. Their economical design makes them attractive for a wide variety of applications.

Free evaluation samples are available by contacting Coilcraft or ordering them on-line at [www.coilcraft.com](http://www.coilcraft.com).

**Core material** Ferrite

**Terminations** RoHS tin-silver-copper over tin over nickel over phos bronze

**Weight** 214 – 216 mg

**Ambient temperature** -40°C to +85°C

**Storage temperature** Component: -40°C to +85°C.

Tape and reel packaging: -40°C to +80°C

**Resistance to soldering heat** Max three 40 second reflows at +260°C, parts cooled to room temperature between cycles

**Moisture Sensitivity Level (MSL)** 1 (unlimited floor life at <30°C / 85% relative humidity)

**Packaging** 500/7" reel; 2000/13" reel Plastic tape: 16 mm wide, 0.35 mm thick, 8 mm pocket spacing, 4.4 mm pocket depth

**PCB washing** Tested to MIL-STD-202 Method 215 plus an additional aqueous wash. See [Doc787\\_PCB\\_Washing.pdf](#).

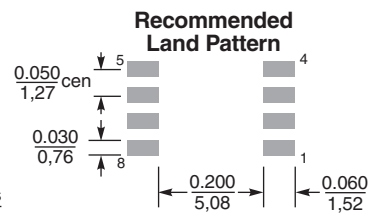
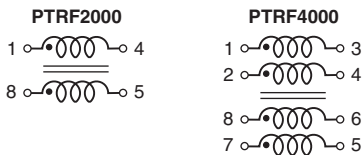
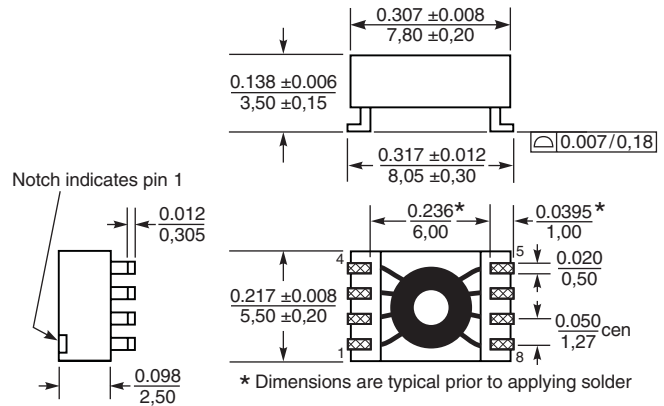
Part number <sup>1</sup>	Lines	Common mode peak impedance (kOhms)	Cutoff frequency <sup>2</sup> (MHz)	Inductance min (µH) <sup>3</sup>	DCR max <sup>4</sup> (mOhms)	Isolation <sup>5</sup> (Vrms)	Current <sup>6</sup> (mAac)
PTRF2000L_	1	0.814 @ 11 MHz	38	35	0.075	1500	500
PTRF4000L_	2	0.851 @ 12 MHz	41	35	0.135	1500	500

1. When ordering, please specify **packaging** code:

**PTRF4000LC**

- Packaging:**
- C** = 7" machine ready reel. EIA-481 embossed plastic tape, 500 parts per full reel.
  - B** = Less than full reel. In tape, but not machine ready. To have a leader and trailer added (\$25 charge), use code letter C instead.
  - D** = 13" machine ready reel. EIA-481 embossed plastic tape. Factory order only, not stocked, 2000 parts per full reel.

- 2 Frequency at which the differential mode attenuation equals -3 dB
  - 3 Inductance shown for each winding, measured at 130 kHz, 0.1 Vrms, 0 Aac on an Agilent/HP 4284A LCR meter or equivalent.
  - 4 DCR is for each winding.
  - 5 Interwinding isolation (hipot) tested for one minute.
  - 6 Electrical specifications at 25°C.
- Refer to Doc 362 "Soldering Surface Mount Components" before soldering.



Dimensions are in inches/mm