

Shielded Power Inductors – PFL4517



- Low cost, low profile miniature power inductor
- Only 1.7 mm high; requires a mere 16 mm² of board space
- Provides current handling of much larger inductors; up to 6.5 A.

Core material Composite

Core and winding loss See www.coilcraft.com/coreloss

Environmental RoHS compliant, halogen free

Terminations RoHS compliant, matte tin over nickel over silver-platinum-glass frit. Other terminations available at additional cost.

Weight 89.8 mg

Ambient temperature –40°C to +85°C with (40°C rise) Irms current.

Maximum part temperature +125°C (ambient + temp rise). [Derating](#).

Storage temperature Component: –40°C to +125°C.

Tape and reel packaging: –40°C to +80°C

Resistance to soldering heat Max three 40 second reflows at

+260°C, parts cooled to room temperature between cycles

Moisture Sensitivity Level (MSL) 1 (unlimited floor life at <30°C / 85% relative humidity)

Failures in Time (FIT) / Mean Time Between Failures (MTBF)

38 per billion hours / 26,315,789 hours, calculated per Telcordia SR-332

Packaging 1000/7" reel; 5000/13" reel. Plastic tape: 12 mm wide, 0.21 mm thick, 8 mm pocket spacing, 1.65 mm pocket depth

PCB washing Tested to MIL-STD-202 Method 215 plus an additional aqueous wash. See [Doc787_PCB_Washing.pdf](#).

Part number ¹	Inductance ² ±20% (µH)	DCR (mOhms) ³		SRF typ ⁴ (MHz)	Isat (A) ⁵			Irms (A) ⁶	
		typ	max		10% drop	20% drop	30% drop	20°C rise	40°C rise
PFL4517-681ME_	0.68	40	50	375	4.1	6.0	6.5	1.9	2.7
PFL4517-102ME_	1.0	50	60	300	3.5	4.8	5.3	1.7	2.3
PFL4517-222ME_	2.2	78	95	235	2.7	4.0	4.2	1.4	1.8
PFL4517-332ME_	3.3	150	180	205	2.2	2.9	3.2	0.85	1.2
PFL4517-472ME_	4.7	210	250	185	2.0	2.7	3.0	0.80	1.1
PFL4517-562ME_	5.6	240	290	170	1.7	2.4	2.6	0.70	1.0
PFL4517-822ME_	8.2	390	460	150	1.4	2.1	2.3	0.50	0.69
PFL4517-103ME_	10	620	700	97	1.0	1.4	1.5	0.63	0.83

1. When ordering, please specify **termination** and **packaging** codes:

PFL4517-103MEC

Termination: **E** = RoHS compliant matte tin over nickel over silver.

Special order, added cost:

Q = RoHS tin-silver-copper (95.5/4/0.5) or **P** = non-RoHS tin-lead (63/37).

Packaging: **C** = 7" machine-ready reel. EIA-481 embossed plastic tape (1000 parts per full reel).

B = Less than full reel. In tape, but not machine ready. To have a leader and trailer added (\$25 charge), use code letter C instead.

D = 13" machine-ready reel. EIA-481 embossed plastic tape. Factory order only, not stocked (5000 parts per full reel).

2. Inductance tested at 100 kHz, 0.1 Vrms, 0Adc.

3. DCR measured using a micro-ohmmeter.

4. SRF measured using an Agilent/HP 8753D network analyzer and a Coilcraft SMD-D test fixture.

5. DC current at 25°C that causes the specified inductance drop from its value without current. [Click for temperature derating information](#).

6. Current that causes the specified temperature rise from 25°C ambient. This information is for reference only and does not represent absolute maximum ratings. [Click for temperature derating information](#).

7. Electrical specifications at 25°C.

Refer to Doc 362 "Soldering Surface Mount Components" before soldering.



www.coilcraft.com

US +1-847-639-6400 sales@coilcraft.com

UK +44-1236-730595 sales@coilcraft-europe.com

Taiwan +886-2-2264 3646 sales@coilcraft.com.tw

China +86-21-6218 8074 sales@coilcraft.com.cn

Singapore + 65-6484 8412 sales@coilcraft.com.sg

Document 831-1 Revised 09/13/15

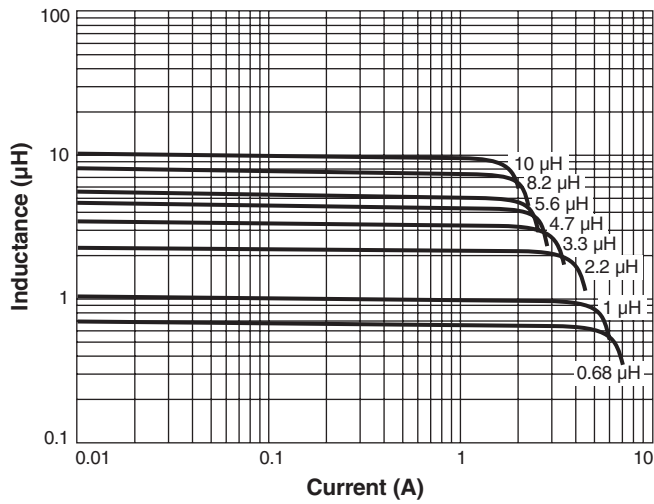
© Coilcraft Inc. 2017

This product may not be used in medical or high risk applications without prior Coilcraft approval. Specification subject to change without notice. Please check web site for latest information.

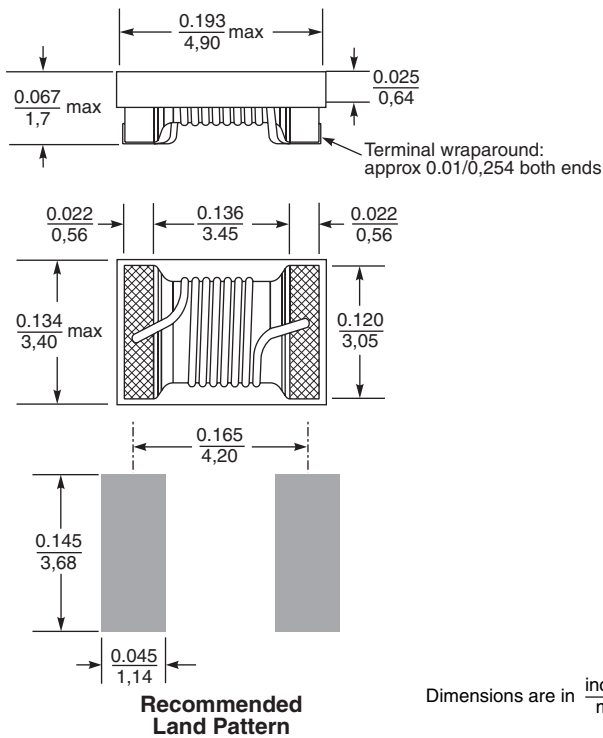
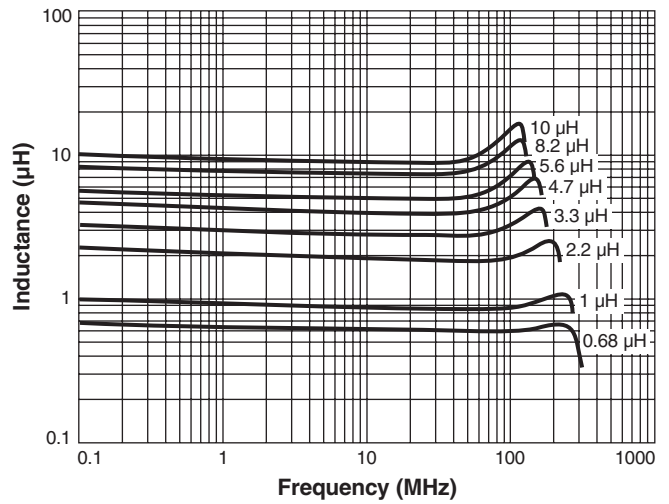


PFL4517 Series

L vs Current



L vs Frequency



US +1-847-639-6400 sales@coilcraft.com
UK +44-1236-730595 sales@coilcraft-europe.com
Taiwan +886-2-2264 3646 sales@coilcraft.com.tw
China +86-21-6218 8074 sales@coilcraft.com.cn
Singapore + 65-6484 8412 sales@coilcraft.com.sg

Document 831-2 Revised 09/13/15
 © Coilcraft Inc. 2017
 This product may not be used in medical or high risk applications without prior Coilcraft approval. Specification subject to change without notice. Please check web site for latest information.