

# SMT Data Line EMI Filters – PDLF



- Available in 4, 3 and 2-line versions
- See our CCDLF series for 10 and 8-line EMI filters
- Exceptional common mode noise attenuation from 15 MHz to 300 MHz; passes signal line data below 300 MHz with minimal attenuation
- DC current capacity of 500 or 100 mA.
- Excellent electrical isolation (300 Vrms)

Part number <sup>1</sup>	Lines	Common mode peak impedance (kOhms)	Cutoff frequency <sup>2</sup> (GHz)	Inductance min (μH) <sup>3</sup>	DCR max <sup>4</sup> (mOhms)	Isolation <sup>5</sup> (Vrms)	Current <sup>6</sup> (mAdc)
PDLF4000L_	4	0.949 @ 210 MHz	1.1	5.0	250	300	100
PDLF4500L_	4	0.848 @ 200 MHz	0.88	5.0	200	300	500
PDLF3000L_	3	0.901 @ 280 MHz	1.4	5.0	250	300	100
PDLF3500L_	3	0.910 @ 210 MHz	1.1	5.0	200	300	500
PDLF2000L_	2	0.958 @ 280 MHz	1.3	5.0	250	300	100
PDLF2500L_	2	0.929 @ 250 MHz	1.2	5.0	200	300	500

1. When ordering, please specify **packaging** code:

**PDLF4500LC**

**C** = 7" machine ready reel. EIA-481 embossed plastic tape (500 parts per full reel).

**D** = 13" machine ready reel. EIA-481 embossed plastic tape (2000 parts per full reel).

**B** = Less than full reel. In tape, but not machine ready. To have a leader and trailer added (\$25 charge), use code letter D instead.

2 Frequency at which the differential mode attenuation equals -3 dB

3 Inductance shown for each winding, measured at 1 MHz

4 DCR is for each winding.

5 Interwinding isolation (hipot) tested for one minute.

6. Current rating is for each line.

7. Electrical specifications at 25°C.

Refer to Doc 362 "Soldering Surface Mount Components" before soldering.

**Designer's Kit D303** contains four each of all values plus DLF and CCDLF filters

**Core material** Ferrite

**Terminations** RoHS compliant tin-silver-copper over tin over nickel over phos bronze. Other terminations available at additional cost.

**Weight** 183 – 201 mg

**Ambient temperature** -40°C to +85°C

**Storage temperature** Component: -40°C to +85°C.

Tape and reel packaging: -40°C to +80°C

**Resistance to soldering heat** Max three 40 second reflows at +260°C, parts cooled to room temperature between cycles

**Moisture Sensitivity Level (MSL)** 1 (unlimited floor life at <30°C / 85% relative humidity)

**Mean Time Between Failures (MTBF)** 26,315,789 hours

**Packaging** 500/7" reel; 2000/13" reel Plastic tape: 16 mm wide, 0.35 mm thick, 8 mm pocket spacing, 4.4 mm pocket depth

**PCB washing** Tested to MIL-STD-202 Method 215 plus an additional aqueous wash. See [Doc787\\_PCB\\_Washing.pdf](#).



www.coilcraft.com

**US** +1-847-639-6400 sales@coilcraft.com

**UK** +44-1236-730595 sales@coilcraft-europe.com

**Taiwan** +886-2-2264 3646 sales@coilcraft.com.tw

**China** +86-21-6218 8074 sales@coilcraft.com.cn

**Singapore** + 65-6484 8412 sales@coilcraft.com.sg

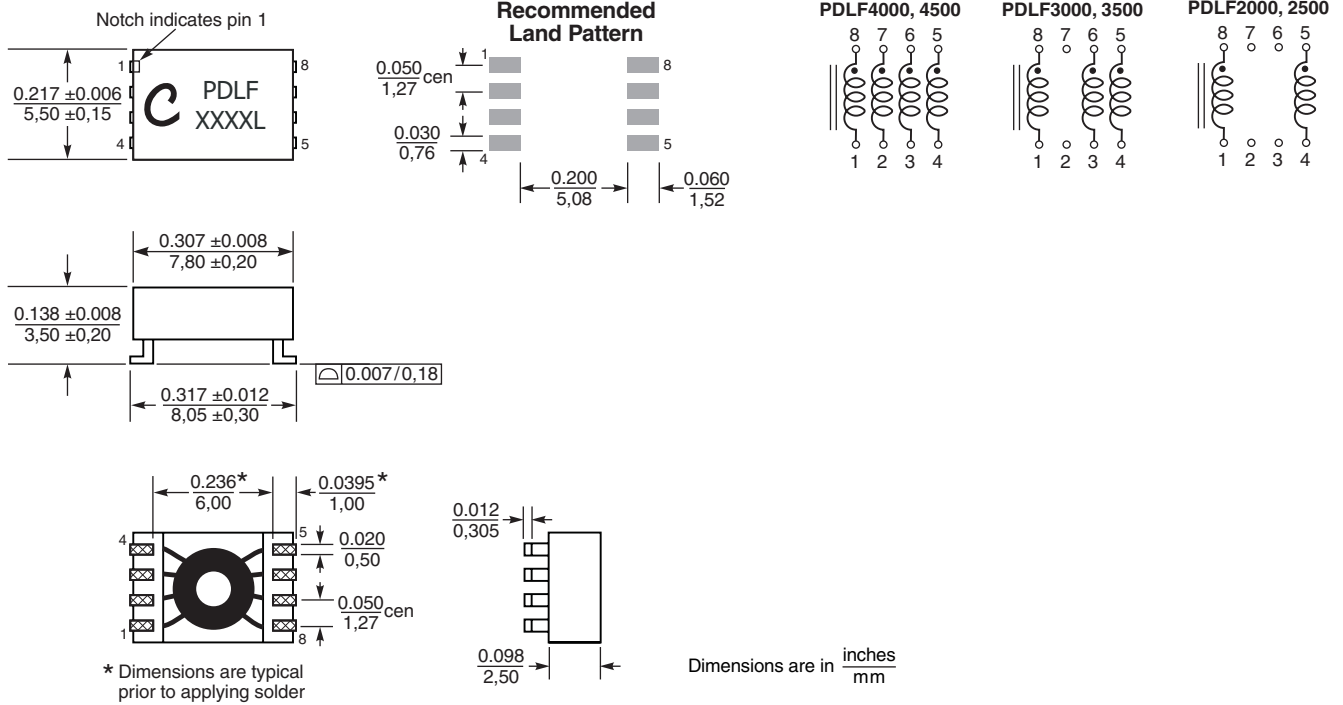
Document 491-1 Revised 07/25/16

© Coilcraft Inc. 2017

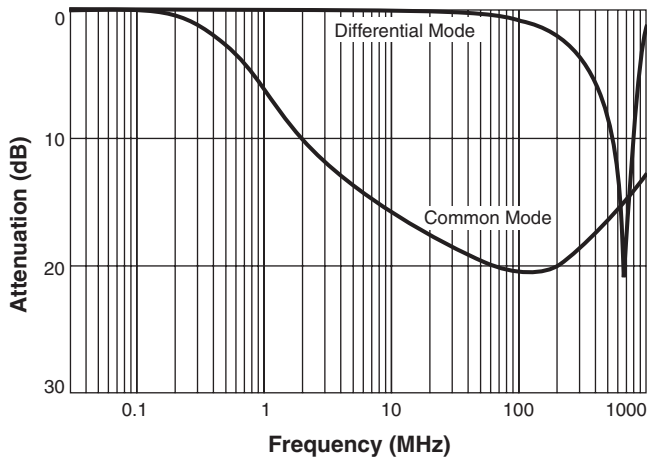
This product may not be used in medical or high risk applications without prior Coilcraft approval. Specification subject to change without notice. Please check web site for latest information.



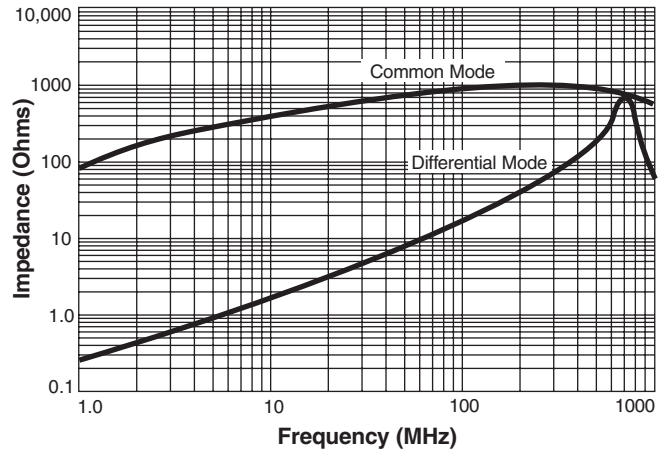
# PDLF Surface Mount Data Line EMI Filters



## Typical Response\*



## Typical Impedance



\*Measured on HP 8753D network analyzer. Ref: 50 Ohms.



**US** +1-847-639-6400 sales@coilcraft.com  
**UK** +44-1236-730595 sales@coilcraft-europe.com  
**Taiwan** +886-2-2264 3646 sales@coilcraft.com.tw  
**China** +86-21-6218 8074 sales@coilcraft.com.cn  
**Singapore** + 65-6484 8412 sales@coilcraft.com.sg

Document 491-2 Revised 07/25/16  
 © Coilcraft Inc. 2017  
 This product may not be used in medical or high risk applications without prior Coilcraft approval. Specification subject to change without notice. Please check web site for latest information.