


# Maxi Spring™ Air Core Inductors



Designed for higher current applications (up to 3.5 Amps), these surface mount Maxi Spring™ air wound coils provide inductance values up to 538 nH and exceptionally high Q factors, even at low frequencies.

They're packaged in a rigid, flat top package that makes them compatible with pick and place equipment. The leads are solder coated for reliable soldering. And because the coil is locked in position, precise terminal spacing is guaranteed.

Coilcraft **Designer's Kit C119** contains samples of all 5% inductance tolerance parts. Kits with 2% tolerance are also available. To order, contact Coilcraft or purchase on-line at <http://order.coilcraft.com>.

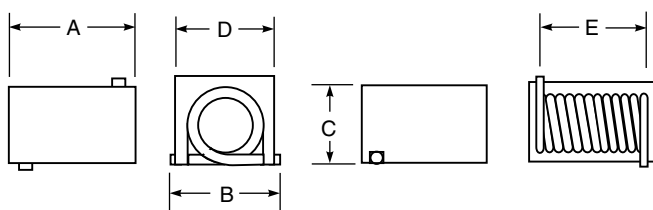
Part number <sup>1</sup>	Turns	Inductance <sup>2</sup> (nH)	Percent tolerance <sup>3</sup>	Q <sup>2</sup> typ	Q <sup>2</sup> min	Test freq. (MHz)	SRF <sup>4</sup> min (GHz)	DCR <sup>5</sup> max (mOhm)	I <sub>rms</sub> <sup>6</sup> max (A)
132-09SM_	9	90	<b>5,2</b>	114	95	50	1.140	15	3.5
132-10SM_	10	111	<b>5,2</b>	104	87	50	1.020	15	3.5
132-11SM_	11	130	<b>5,2</b>	104	87	50	0.900	20	3.0
132-12SM_	12	169	<b>5,2</b>	114	95	50	0.875	25	3.0
132-13SM_	13	206	<b>5,2</b>	114	95	50	0.800	30	3.0
132-14SM_	14	222	<b>5,2</b>	110	92	50	0.730	35	3.0
132-15SM_	15	246	<b>5,2</b>	114	95	50	0.685	35	3.0
132-16SM_	16	307	<b>5,2</b>	114	95	50	0.660	35	3.0
132-17SM_	17	380	<b>5,2</b>	114	95	50	0.590	50	2.5
132-18SM_	18	422	<b>5,2</b>	114	95	50	0.540	60	2.5
132-19SM_	19	491	<b>5,2</b>	114	95	50	0.535	65	2.0
132-20SM_	20	538	<b>5,2</b>	104	87	50	0.490	90	2.0

1. When ordering, specify **tolerance** code:

132-20SM **G**

**Tolerance:** G = 2% J = 5%

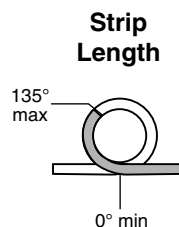
- Inductance and Q tested on the Agilent/HP 4291A with the 16193 fixture and correlation.
- Tolerances in bold are stocked for immediate shipment.
- SRF tested on the Agilent/HP 8753D and the SMD-D test fixture.
- DCR tested on the Cambridge Technology Model 510 Micro Ohmmeter.
- Average current for a 15°C rise above 25°C ambient.
- Operating temperature range -40°C to +125°C.
- Electrical specifications at 25°C.
- See Qualification Standards section for environmental and test data.



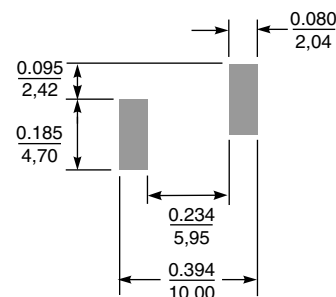
A max	B max	C max	D	E
0.415	0.260	0.235	0.226 ±0.003	0.314 ±0.020
10,55	6,60	5,97	5,74 ±0,08	7,98 ±0,51

**Weight:** 0.42 – 0.59 g  
**Terminations:** Tin/lead over copper  
**Tape and reel:** 800/13" reel 16 mm tape width

For packaging data see Tape and Reel Specifications section.



## Recommended Land Pattern



**Coilcraft**®

Specifications subject to change without notice.

Please check our website for latest information. Document 185-1 Revised 12/17/04

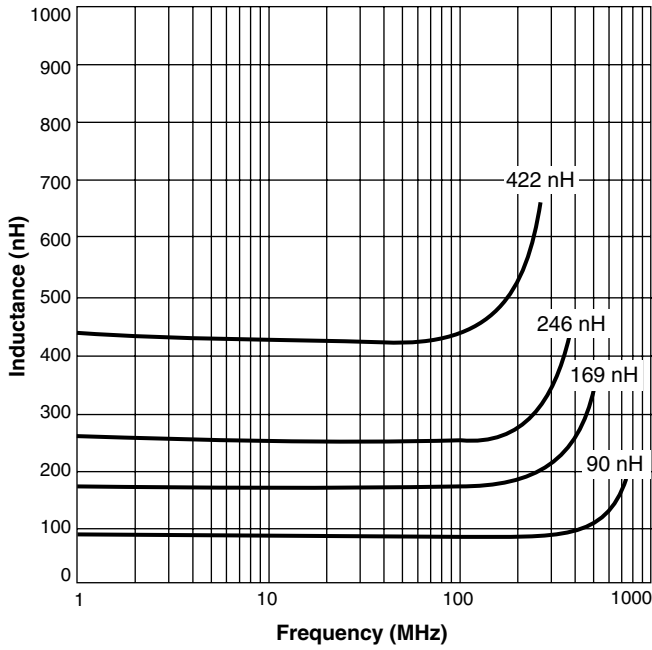
1102 Silver Lake Road Cary, Illinois 60013 Phone 847/639-6400 Fax 847/639-1469

E-mail [info@coilcraft.com](mailto:info@coilcraft.com) Web <http://www.coilcraft.com>

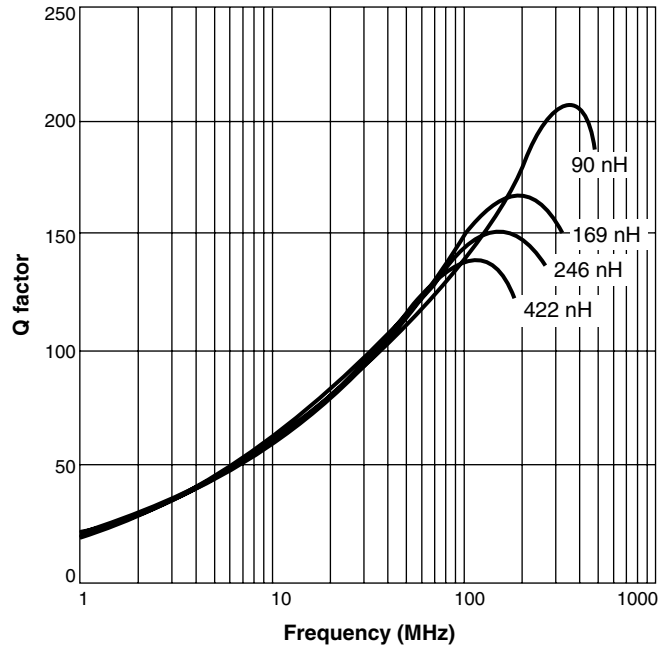
# Maxi Spring™ Air Core Inductors

**S-Parameter files**  
ON OUR WEB SITE OR CD  
**SPICE models**  
ON OUR WEB SITE OR CD

## Typical L vs Frequency



## Typical Q vs Frequency



Specifications subject to change without notice.  
Please check our website for latest information. Document 185-2 Revised 03/06/03

1102 Silver Lake Road Cary, Illinois 60013 Phone 847/639-6400 Fax 847/639-1469  
E-mail [info@coilcraft.com](mailto:info@coilcraft.com) Web <http://www.coilcraft.com>