


HDSL2 Transformers



This product is not RoHS-compliant. Contact Coilcraft for current status or possible alternatives.

This family of transformers provides optimum performance with the Level One SK70740/-41/-42 and other HDSL2 transceiver chip sets. The series now includes parts with a 1 CT to 2.3 CTS turns ratio, allowing them to work with line drivers for lower power supply voltages.

They're engineered for minimum DC resistance and very low leakage inductance. Primary inductance with and without DC bias is stable from -40°C to +85°C. The return loss, longitudinal balance and THD are optimized for the best overall performance at the HDSL2 transmission speed.

For free evaluation samples or to discuss custom designs, please contact Coilcraft.

Part number	Style	Data rate (kb/s)	Turns ratio chip:line	Primary inductance ±15% (mH)	Leakage inductance max (µH)	Capacitance max (pF)	DCR max (Ohms)	
							Chip side	Line side
H28161-A	Leaded	1500	1 CT:2.3 CTS	2.0	25	90	1.5 (9-7)	1.5 (1-4), 1.5 (2-5)
H28159-A	Leaded	1500	1 CT:2.3 CTS	2.0	30	55	2.0 (8-6)	2.0 (1-2), 2.0 (3-4)
H28160-A	SMT	1500	1 CT:2.3 CTS	2.0	30	55	2.0 (8-6)	2.0 (1-2), 2.0 (3-4)
H27649-B	Leaded	1500	1 CT:2 CTS	2.0	25	90	1.5 (9-7)	1.5 (1-4), 1.5 (2-5)
H27650-A	Leaded	1500	1 CT:2 CTS	2.0	25	55	2.0 (8-6)	2.0 (1-2), 2.0 (3-4)
H27695-A	SMT	1500	1 CT:2 CTS	2.0	25	55	2.0 (8-6)	2.0 (1-2), 2.0 (3-4)
H28223-B	Leaded	1500	1 CT:2.3 CTS	2.0	30	65	1.85 (10-7)	2.1 (1-4), 2.1 (2-5)
H28224-B	SMT	1500	1 CT:2.3 CTS	2.0	30	65	1.85 (10-7)	2.1 (1-4), 2.1 (2-5)

Part number	DC bias capacity (mA)	Dielectric strength (V)	Return loss		Longitudinal balance typ (dB)	THD typ (dB)
			min (dB)	min (dB)		
H28161-A	100	2300	13 @ 40 kHz	13 @ 320 kHz	65 @ 40 kHz	-85 @ 20 kHz
H28159-A	100	3000	13 @ 40 kHz	12 @ 320 kHz	65 @ 40 kHz	-85 @ 20 kHz
H28160-A	100	3000	13 @ 40 kHz	12 @ 320 kHz	65 @ 40 kHz	-85 @ 20 kHz
H27649-B	100	2300	14 @ 40 kHz	15 @ 320 kHz	65 @ 40 kHz	-85 @ 20 kHz
H27650-A	100	3000	14 @ 40 kHz	13 @ 320 kHz	65 @ 40 kHz	-85 @ 20 kHz
H27695-A	100	3000	14 @ 40 kHz	13 @ 320 kHz	65 @ 40 kHz	-85 @ 20 kHz
H28223-B	100	3000	13 @ 40 kHz	13 @ 320 kHz	65 @ 40 kHz	-85 @ 20 kHz
H28224-B	100	2300	13 @ 40 kHz	13 @ 320 kHz	65 @ 40 kHz	-85 @ 20 kHz

1. All electrical specifications referenced to line side.
2. Operating temperature range -40°C to +85°C.
3. Electrical specifications at 25°C.



www.coilcraft.com

US +1-847-639-6400 sales@coilcraft.com
UK +44-1236-730595 sales@coilcraft-europe.com
Taiwan +886-2-2264 3646 sales@coilcraft.com.tw
China +86-21-6218 8074 sales@coilcraft.com.cn
Singapore + 65-6484 8412 sales@coilcraft.com.sg

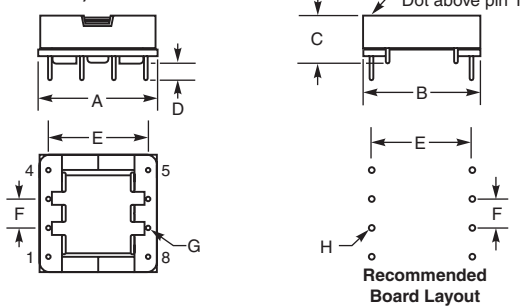
Document 202-1 Revised 11/18/11

© Coilcraft Inc. 2011

This product may not be used in medical or high risk applications without prior Coilcraft approval. Specifications subject to change without notice. Please check our web site for latest information.

HDSL2 Transformers

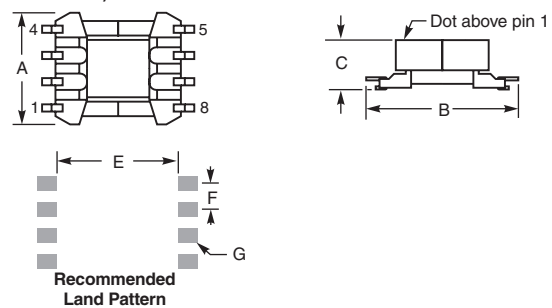
H27650-A, H28159-A



Packaged 100 per tray

A max	B max	C max	D min	E	F typ	G dia	H dia	
0.650	0.675	0.35	0.125	0.541	0.148	0.020	0.030	inches
16,51	17,15	8,9	3,19	13,74	3,76	0,51	0,76	mm

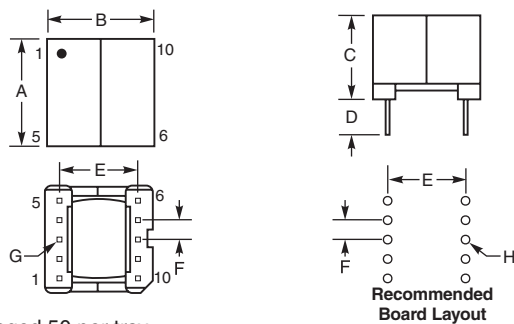
H27695-A, H28160-A



Packaged 60 per tray

A max	B max	C max	E	F typ	G typ	
0.675	0.925	0.35	0.591	0.148	0.079x0.110	inches
17,14	23,50	8,9	15,01	3,76	2,01x2,79	mm

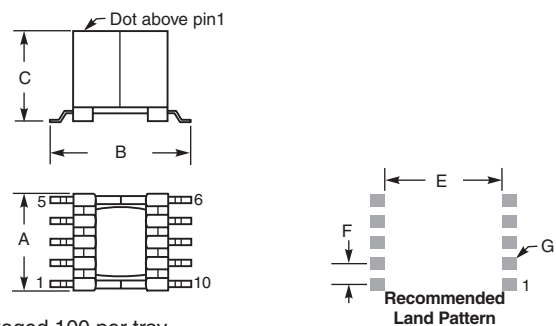
H28223-B



Packaged 50 per tray

A max	B max	C max	D min	E	F typ	G sq	H dia	
0.550	0.550	0.500	0.100	0.400	0.100	0.020	0.038	inches
13,97	13,97	12,70	3,0	10,16	2,54	0,51	1,0	mm

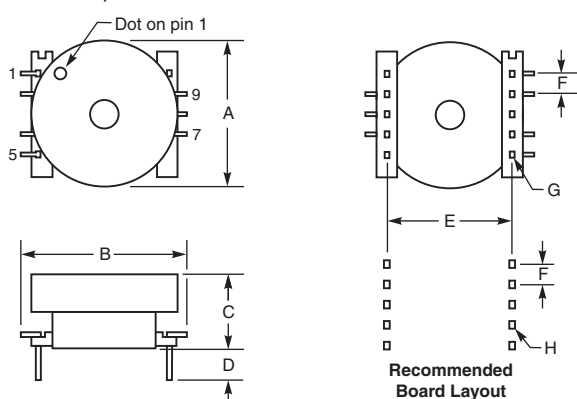
H28224-B



Packaged 100 per tray

A max	B max	C max	E	F typ	G typ	
0.530	0.699	0.500	0.590	0.098	0.050x0.061	inches
13,46	17,75	12,70	14,99	2,50	1,27x1,55	mm

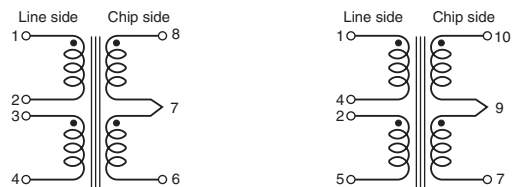
H27649-B, H28161-A



Packaged 49 per tray

A max	B max	C max	D min	E	F typ	G typ	H typ	
0.930	1.05	0.46	0.12	0.800	0.150	0.017x0.038	0.045x0.025	inches
23,62	26,7	11,7	3,0	20,32	3,81	0,43x0,97	1,14x0,64	mm

H27650-A, H28159-A, H27695-A, H28160-A H28223-B, H28224-B



H27649-B, H28161-A

