



Mid-Span PoE Plus Magnetics

For 2-Line Systems

This device contains two injector coils designed for 30 Watt PoE applications. Return loss exceeds the requirements of 802.3af specification for the entire frequency range. It maintains OCL of 350 μH up to 20 mA at +85°C ambient.

Request free evaluation samples by contacting Coilcraft or visiting www.coilcraft.com.

Part number ¹	Inductance min ² (μH)	Leakage inductance ³ max (μH)	DCR ⁴ (Ohms)
FA2536-AL_	675.0	0.55	0.240

1. When ordering, please specify **packaging** code:

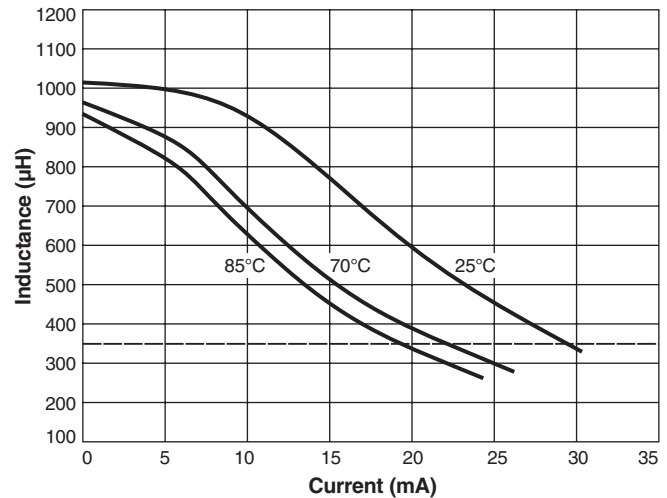
FA2536-ALD

Packaging: D = 13" machine-ready reel. EIA-481 embossed plastic tape (400 parts per full reel).

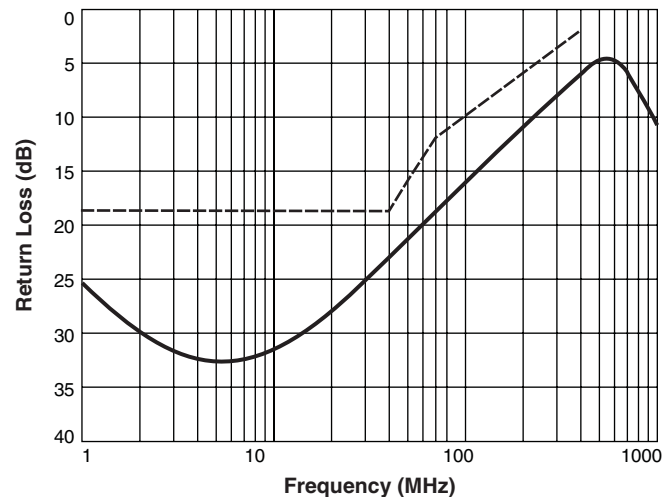
B = Less than full reel. In tape, but not machine ready. To have a leader and trailer added (\$25 charge), use code letter D instead.

- Inductance measured between pins 1 – 3 and between pins 4 – 6 at 100 kHz, 0.1 Vrms, 0 Adc using an Agilent/HP 4284A impedance analyzer.
- Leakage inductance is measured between pins 2 and 3 with pins 1 and 3 shorted and between pins 5 and 6 with pins 4 and 6 shorted.
- DCR is measured between pins 1 – 3 and between pins 4 – 6.
- Operating temperature range -40°C to +85°C.
- Electrical specifications at 25°C.

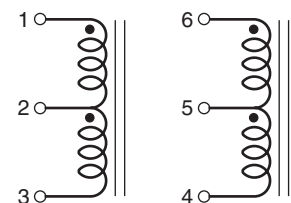
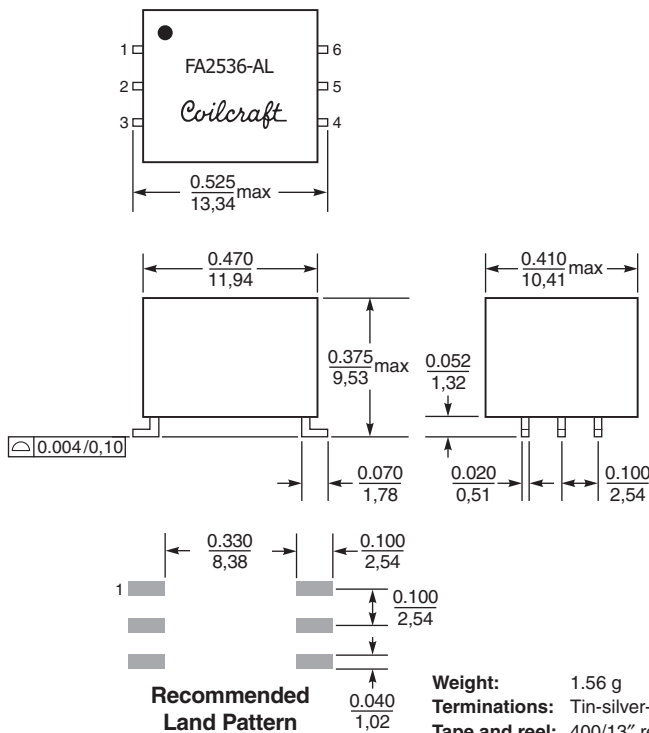
Inductance vs Current



Return Loss



802.3af specification:
 18 dB min from 1 MHz to 40 MHz
 16 dB min at 50 MHz
 12 dB min at 80 MHz
 10 dB min at 100 MHz



US +1-847-639-6400 sales@coilcraft.com
UK +44-1236-730595 sales@coilcraft-europe.com
Taiwan +886-2-2264 3646 sales@coilcraft.com.tw
China +86-21-6218 8074 sales@coilcraft.com.cn
Singapore + 65-6484 8412 sales@coilcraft.com.sg

Document 564 Revised 12/06/06
 © Coilcraft Inc. 2013
 This product may not be used in medical or high risk applications without prior Coilcraft approval. Specification subject to change without notice. Please check web site for latest information.