


Shielded Power Inductors – EPL3015



- Low profile shielded power inductors, 3 × 3 × 1.5 mm
- Very low DCR, high SRF ratings, Isat ratings up to 2.4 A

Designer's Kit C405 contains 5 each of all values

Core material Ferrite

Core and winding loss See www.coilcraft.com/coreloss

Environmental RoHS compliant, halogen free

Terminations RoHS compliant tin-silver-copper (96.5/3/0.5) over tin over nickel over silver-platinum. Other terminations available at additional cost.

Weight 45 – 51 mg

Ambient temperature –40°C to +85°C with (40°C rise) Irms current.

Maximum part temperature +125°C (ambient + temp rise). [Derating](#).

Storage temperature Component: –40°C to +125°C.

Tape and reel packaging: –40°C to +80°C

Resistance to soldering heat Max three 40 second reflows at +260°C, parts cooled to room temperature between cycles

Moisture Sensitivity Level (MSL) 1 (unlimited floor life at <30°C / 85% relative humidity)

Failures in Time (FIT) / Mean Time Between Failures (MTBF)

38 per billion hours / 26,315,789 hours, calculated per Telcordia SR-332

Packaging 2000/7" reel; 7500/13" reel Plastic tape: 8 mm wide, 0.2 mm thick, 4 mm pocket spacing, 1.78 mm pocket depth

PCB washing Tested to MIL-STD-202 Method 215 plus an additional aqueous wash. See [Doc787_PCB_Washing.pdf](#).

Part number ¹	Inductance ² ±20% (µH)	DCR (Ohms) ³		SRF typ ⁴ (MHz)	Isat (A) ⁵			Irms (A) ⁶	
		nom	max		10% drop	20% drop	30% drop	20°C rise	40°C rise
EPL3015-901ML_	0.90	0.048	0.055	130	1.20	1.90	2.40	1.85	2.45
EPL3015-122ML_	1.2	0.054	0.062	105	1.00	1.60	2.05	1.80	2.40
EPL3015-152ML_	1.5	0.062	0.072	100	0.90	1.40	1.90	1.55	2.05
EPL3015-222ML_	2.2	0.082	0.094	75	0.75	1.20	1.60	1.50	2.00
EPL3015-332ML_	3.3	0.108	0.124	55	0.65	1.10	1.40	1.20	1.70
EPL3015-472ML_	4.7	0.145	0.167	50	0.55	0.90	1.20	1.00	1.40
EPL3015-682ML_	6.8	0.194	0.223	38	0.45	0.75	1.00	0.90	1.20
EPL3015-103ML_	10	0.301	0.346	32	0.35	0.59	0.81	0.76	1.00
EPL3015-153ML_	15	0.435	0.500	26	0.24	0.43	0.62	0.61	0.82
EPL3015-223ML_	22	0.576	0.662	20	0.21	0.36	0.51	0.56	0.74
EPL3015-333ML_	33	0.860	0.989	15.5	0.19	0.32	0.45	0.44	0.59

1. When ordering, please specify **packaging** code:

EPL3015-333MLC

Packaging: C = 7" machine-ready reel. EIA-481 embossed plastic tape (2000 parts per full reel).

B = Less than full reel. In tape, but not machine ready.

To have a leader and trailer added (\$25 charge), use code letter C instead.

D = 13" machine-ready reel. EIA-481 embossed plastic tape. Factory order only, not stocked (7500 parts per full reel).

2. Inductance tested at 1 MHz, 0.1 Vrms, 0 Adc.

3. DCR measured on a micro-ohmmeter.

4. SRF measured using Agilent/HP 4395A network analyzer or equivalent.

5. DC current at 25°C that causes the specified inductance drop from its value without current. [Click for temperature derating information](#).

6. Current that causes the specified temperature rise from 25°C ambient. This information is for reference only and does not represent absolute maximum ratings. [Click for temperature derating information](#).

7. Electrical specifications at 25°C.

Refer to Doc 362 "Soldering Surface Mount Components" before soldering.



www.coilcraft.com

US +1-847-639-6400 sales@coilcraft.com

UK +44-1236-730595 sales@coilcraft-europe.com

Taiwan +886-2-2264 3646 sales@coilcraft.com.tw

China +86-21-6218 8074 sales@coilcraft.com.cn

Singapore + 65-6484 8412 sales@coilcraft.com.sg

Document 634-1 Revised 01/06/17

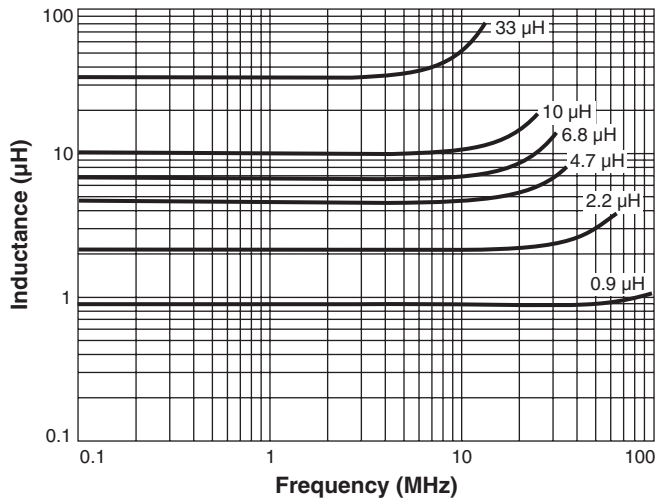
© Coilcraft Inc. 2017

This product may not be used in medical or high risk applications without prior Coilcraft approval. Specification subject to change without notice. Please check web site for latest information.

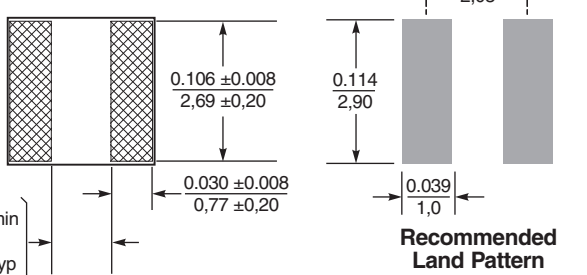
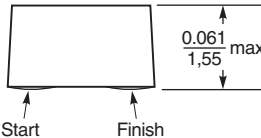
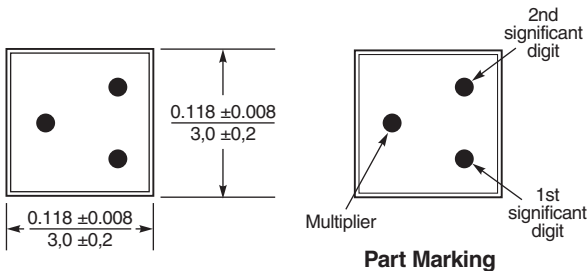
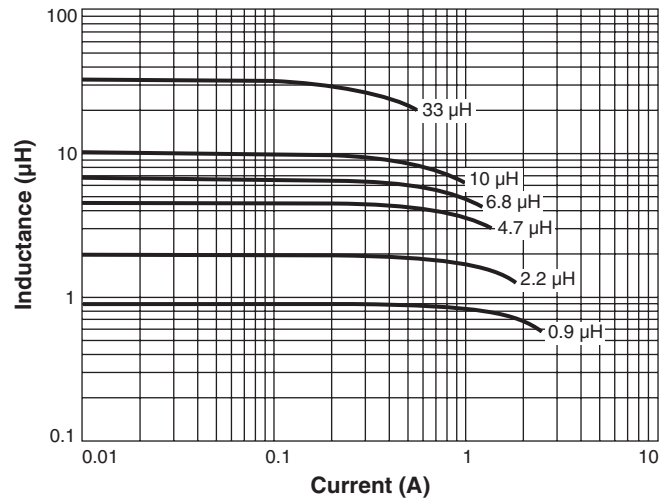


Shielded Power Inductors – EPL3015 Series

Typical L vs Frequency



Typical L vs Current



Dimensions are in $\frac{\text{inches}}{\text{mm}}$

Part Marking (Parts manufactured prior to Sept. 15, 2009 may not be marked.)

Part number	Value	1st digit	2nd digit	Multiplier
EPL3015-901	0.90 µH	White	Black	Brown
EPL3015-122	1.2 µH	Brown	Red	Red
EPL3015-152	1.5 µH	Brown	Green	Red
EPL3015-222	2.2 µH	Red	Red	Red
EPL3015-332	3.3 µH	Orange	Orange	Red
EPL3015-472	4.7 µH	Yellow	Violet	Red
EPL3015-682	6.8 µH	Blue	Gray	Red
EPL3015-103	10 µH	Brown	Black	Orange
EPL3015-153	15 µH	Brown	Green	Orange
EPL3015-223	22 µH	Red	Red	Orange
EPL3015-333	33 µH	Orange	Orange	Orange

Note: All marked parts have three dots. Black dot, used only on -901 and -103 as second significant digit, may be very difficult to see.

Small surface blemishes are not unusual and do not adversely affect performance. Wire may be visible inside the voids.
 Acceptable void sizes:
 Top: 0.01 in / 0,254 mm × 0.01 in / 0,254 mm
 Sides: 0.02 in / 0,5 mm × 0.047 in / 1,2 mm



US +1-847-639-6400 sales@coilcraft.com
UK +44-1236-730595 sales@coilcraft-europe.com
Taiwan +886-2-2264 3646 sales@coilcraft.com.tw
China +86-21-6218 8074 sales@coilcraft.com.cn
Singapore + 65-6484 8412 sales@coilcraft.com.sg

Document 634-2 Revised 01/06/17
 © Coilcraft Inc. 2017
 This product may not be used in medical or high risk applications without prior Coilcraft approval. Specification subject to change without notice. Please check web site for latest information.