


Ultra-Small CO Driver Transformers



This product is not RoHS-compliant. Contact Coilcraft for current status or possible alternatives.

To meet the demand for even higher density DSLAM configurations, Coilcraft has introduced these ultra-small Central Office magnetics.

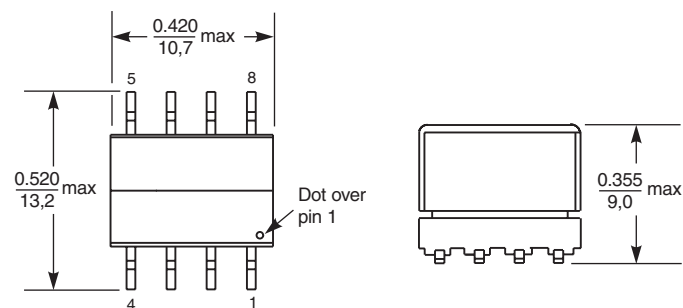
These line driver transformers come in an EP7 package. Compared to conventional EP13 designs, they feature:

- 58% less volume (under 0.078 in³)
- 42% smaller footprint (just 0.22 in²)
- 30% lower height (less than 0.36 in)

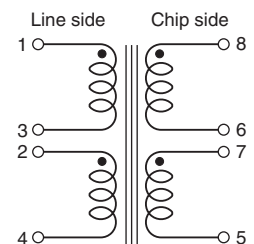
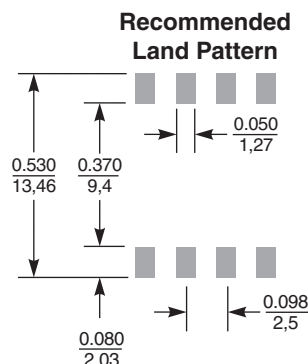
Part number	Style	Line side inductance (μH)	Leakage inductance max (μH)	DCR max (Ohms)		Dielectric strength (V)
				Chip side	Line side	
AS8886-B	SMD	1000 ±6%	6.0	0.44 (8-6), 0.44 (7-5)	0.87 (1-3, 2-4)	1875
AS9006-A	SMD	400 ±5%	5.0	0.23 (8-6), 0.27 (7-5)	0.80 (1-3, 2-4)	1875
AS9015-A	SMD	74 ±10%	6.0	0.58 (8-6), 0.75 (7-5)	0.94 (1-3, 2-4)	1875

Part number	Turns ratio line:chip	Capacitance max (pF)	Longitudinal balance (dB) min	THD typ (dB)	Designed to meet
AS8886-B	1.81 : 1	N/A	45 at 30 kHz – 1.1 MHz	-85 at 20 kHz	UL 1950
AS9006-A	1.80 : 1	40	60 at 100 kHz	-85 at 100 kHz	UL 1950
AS9015-A	1.41 : 1	35	45 at 20 kHz – 1.1 MHz	-92 at 20 kHz	UL 1950

1. All electrical specifications referenced to line side.
2. Operating temperature range -40° C to +85° C.
3. Electrical specifications at 25° C.



Dimensions are in $\frac{\text{inches}}{\text{mm}}$



Packaging 350/13" reel; Plastic tape: 24 mm wide, 0.42 mm thick, 16 mm pocket spacing, 9.16 mm pocket depth



www.coilcraft.com

US +1-847-639-6400 sales@coilcraft.com
UK +44-1236-730595 sales@coilcraft-europe.com
Taiwan +886-2-2264 3646 sales@coilcraft.com.tw
China +86-21-6218 8074 sales@coilcraft.com.cn
Singapore + 65-6484 8412 sales@coilcraft.com.sg

Document 243 Revised 06/10/09

© Coilcraft Inc. 2013

This product may not be used in medical or high risk applications without prior Coilcraft approval. Specification subject to change without notice. Please check web site for latest information.