




Backlight Inductors – DO1607B Series



Part number ¹	L ² ±20% (mH)	DCR ³ max (Ohms)	Insulation core-winding (MOhms)	Isat ⁴ (mA)	Irms ⁵ (mA)
DO1607B-105ML_	1.0	19	>10	100	150
DO1607B-155ML_	1.5	21	>10	75	140
DO1607B-225ML_	2.2	42	>10	60	100
DO1607B-335ML_	3.3	52	>10	50	90
DO1607B-475ML_	4.7	80	>10	45	75
DO1607B-685ML_	6.8	125	>10	40	60

1. When ordering, please specify **termination** and **packaging** codes:

DO1607B-685MLC

Termination: L = RoHS compliant electroplated gold (<50 µin) over nickel over moly-manganese.

Special order: T = RoHS tin-silver-copper (95.5/4/0.5) or S = non-RoHS tin-lead (63/37).

Packaging: C = 7" machine-ready reel. EIA-481 embossed plastic tape (750 parts per full reel).

B = Less than full reel. In tape, but not machine ready. To have a leader and trailer added (\$25 charge), use code letter C instead.

D = 13" machine-ready reel. EIA-481 embossed plastic tape (2500 parts per full reel).

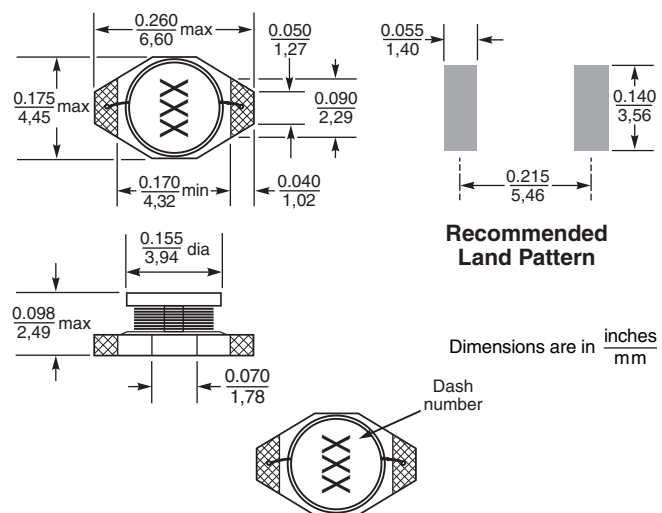
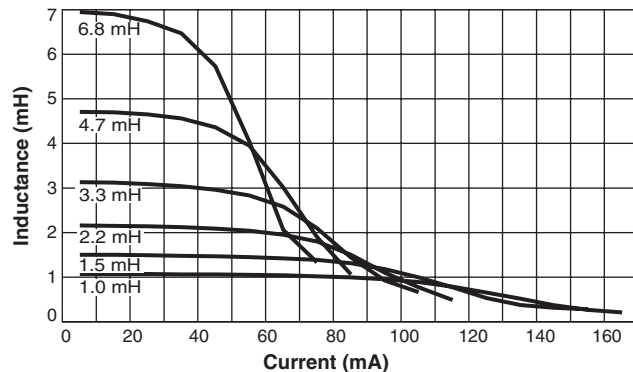
- Inductance tested at 0.1 Vrms, 100 kHz, 0 Adc on Agilent/HP 4192A.
 - DCR tested on Cambridge Technology 510-A with Coilcraft CCF-859 fixture.
 - DC current at which the inductance drops 10% (typ) from its value without current.
 - Average current for a 40°C rise above 25°C ambient.
 - Operating temperature -40°C to +85°C.
 - Electrical specifications at 25°C.
- Refer to Doc 362 "Soldering Surface Mount Components" before soldering.

The low profile DO1607B Series has the high breakdown voltage ratings required for backlight applications. Only 2,49 mm high, they have a footprint of 6,6 × 4,5 mm.

These inductors are constructed of high temperature materials that provide excellent heat deflection to prevent damage during solder reflow. Standard inductance values range from 1 to 6.8 mH and custom values are available to meet specific requirements.

Coilcraft **Designer's Kit C335** contains samples of each of the standard parts shown. To order, contact Coilcraft or visit <http://order.coilcraft.com>.

Typical Inductance vs. Current



Recommended Land Pattern

Dimensions are in inches/mm

Weight: 0.12 – 0.13 g

Tape and reel: 750/7" reel; 2500/13" reel Plastic tape: 12 mm wide, 0.28 mm thick, 8 mm pocket spacing, 3.0 mm pocket depth

PCB washing Tested to MIL-STD-202 Method 215 plus an additional aqueous wash. See [Doc787_PCB_Washing.pdf](#).