



Flyback Transformer

For Texas Instruments
LM5000 DC/DC Regulator



This surface mount flyback transformer is designed for use with Texas Instruments LM5000 DC/DC regulator. The core completely encloses the windings to minimize EMI interference. The transformer features very low DCR, 500 Vrms isolation and a leakage inductance rating of just 1.0 μ H. Coilcraft can also custom engineer a transformer to meet your specific requirements.

For free evaluation samples, contact Coilcraft or order them on-line at www.coilcraft.com.

Part number ¹	Inductance ² $\pm 20\%$ (μ H)		Input voltage (V)	Output	DCR max (Ohms)	Leakage Inductance ³ max (μ H)	Turns ratio in:out:aux	Isolation ⁴ (Vrms)
	Pins 1 – 4	Pins 2 – 3						
A0009-AL_	100	100	18 – 55	3.3 V @ 3 A	0.150 (1 – 4) 0.150 (2 – 3) 0.012 (5,6 – 7,8)	1.0	1 : 0.33 : 1	500

1. When ordering, please specify a **packaging** code:

A0009-ALD

Packaging: **D** = 13" machine ready reel. EIA-481 embossed plastic tape (150 per full reel).

B = Less than full reel. In tape, but not machine ready. To have a leader and trailer added (\$25 charge), use code letter D instead.

- Inductance measured at 100 kHz, 0.1 Vrms, 0 Adc.
- Leakage inductance measured at 100 kHz, 0.1 Vrms from pins 1 to 4 with all other pins shorted.
- Isolation measured from pin 1 to pins 5 and 6; from 2 to 5 and 6; and from pins 1, 2, 5 and 6 to the core for one minute.
- Electrical specifications at 25°C.

Refer to Doc 362 "Soldering Surface Mount Components" before soldering.

Core material Ferrite

Terminations RoHS tin-silver over tin over nickel over phos bronze. Other terminations available at additional cost.

Weight 7.86 g

Ambient temperature -40°C to $+85^{\circ}\text{C}$

Storage temperature Component: -40°C to $+85^{\circ}\text{C}$.
Tape and reel packaging: -40°C to $+80^{\circ}\text{C}$

Resistance to soldering heat Max three 40 second reflows at $+260^{\circ}\text{C}$, parts cooled to room temperature between cycles

Moisture Sensitivity Level (MSL) 1 (unlimited floor life at $<30^{\circ}\text{C}$ / 85% relative humidity)

Failures in Time (FIT) / Mean Time Between Failures (MTBF)
38 per billion hours / 26,315,789 hours, calculated per Telcordia SR-332

Packaging 150 per 13" reel Plastic tape: 44 mm wide, 0.5 mm thick, 28 mm pocket spacing, 13.8 mm pocket depth

PCB washing Tested to MIL-STD-202 Method 215 plus an additional aqueous wash. See [Doc787_PCB_Washing.pdf](#).



www.coilcraft.com

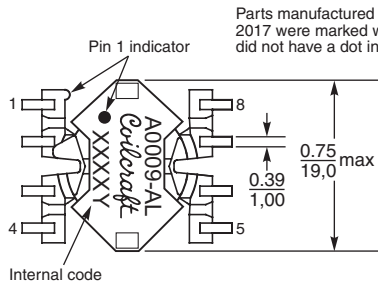
US +1-847-639-6400 sales@coilcraft.com
UK +44-1236-730595 sales@coilcraft-europe.com
Taiwan +886-2-2264 3646 sales@coilcraft.com.tw
China +86-21-6218 8074 sales@coilcraft.com.cn
Singapore + 65-6484 8412 sales@coilcraft.com.sg

Document 309-1 Revised 02/22/17

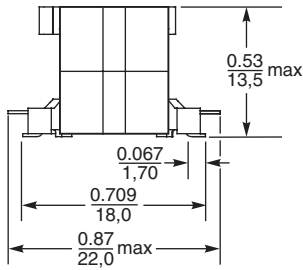
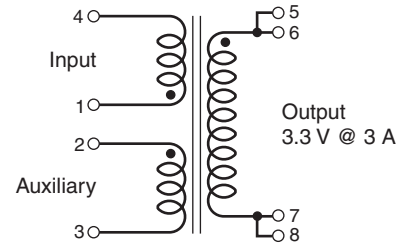
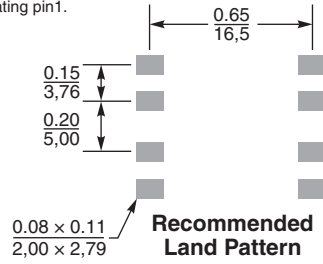
© Coilcraft Inc. 2017

This product may not be used in medical or high risk applications without prior Coilcraft approval. Specification subject to change without notice. Please check web site for latest information.

A0009-AL Flyback Transformer



Parts manufactured prior to February 2017 were marked with a label and did not have a dot indicating pin 1.



Dimensions are in $\frac{\text{inches}}{\text{mm}}$



www.coilcraft.com

US +1-847-639-6400 sales@coilcraft.com
UK +44-1236-730595 sales@coilcraft-europe.com
Taiwan +886-2-2264 3646 sales@coilcraft.com.tw
China +86-21-6218 8074 sales@coilcraft.com.cn
Singapore + 65-6484 8412 sales@coilcraft.com.sg

Document 309-2 Revised 02/22/17

© Coilcraft Inc. 2017

This product may not be used in medical or high risk applications without prior Coilcraft approval. Specification subject to change without notice. Please check web site for latest information.