




Shielded Coupled Inductor



- Used as a 1 : 8 autotransformer
- Shielded part for high-density applications
- AEC-Q200 Grade 3 (–40°C to +85°C)

Core material Ferrite

Environmental RoHS compliant, halogen free

Terminations Silver-palladium-platinum-glass frit.

Weight 32 mg

Ambient temperature –40°C to +85°C with I_{rms} current, +85°C to +125°C with derated current

Max part temperature +125°C (ambient + temperature rise)

Storage temperature Component: –40°C to +125°C.

Tape and reel packaging: –40°C to +80°C

Resistance to soldering heat Max three 40 second reflows at +260°C, parts cooled to room temperature between cycles

Temperature Coefficient of Inductance (TCL) +50 to +150 ppm/°C

Moisture Sensitivity Level (MSL) 1 (unlimited floor life at <30°C / 85% relative humidity)

Packaging 1000/7" reel; 3500/13" reel; Plastic tape: 12 mm wide, 0.23 mm thick, 8 mm pocket spacing, 1.4 mm pocket depth

PCB washing Only pure water or alcohol recommended

Part number ¹	Inductance ±20% (µH) ²		DCR max (Ohms)		Turns ratio	Isat ³ (A)	I _{rms} ⁴ (A)
	L1	L2	L1	L2	L1 : L2		
GA3250-EE_	1.9	112	1.29	11.19	1 : 8	0.7	0.41

1. When ordering, please specify **packaging** code:

GA3250-EEC
↓

Packaging: **C** = 7" machine-ready reel. EIA-481 embossed plastic tape (1000 parts per full reel). Quantities less than full reel available: in tape (not machine ready) or with leader and trailer (\$25 charge).

D = 13" machine-ready reel. EIA-481 embossed plastic tape. Factory order only, not stocked (3500 parts per full reel).

2. Inductance measured at 100 kHz, 0.1 V_{rms}, 0 A_{dc} using an Agilent/HP 4284A LCR meter or equivalent.

3. DC current at which the inductance of L1 drops 20% (typ) from its value without current.

4. Current applied to both windings in parallel that causes a 40°C temperature rise from 25°C ambient.

This information is for reference only and does not represent absolute maximum ratings.

5. Electrical specifications at 25°C.

Refer to Doc 362 "Soldering Surface Mount Components" before soldering.



www.coilcraft.com

US +1-847-639-6400 sales@coilcraft.com

UK +44-1236-730595 sales@coilcraft-europe.com

Taiwan +886-2-2264 3646 sales@coilcraft.com.tw

China +86-21-6218 8074 sales@coilcraft.com.cn

Singapore + 65-6484 8412 sales@coilcraft.com.sg

Document 1656 Revised 03/23/21

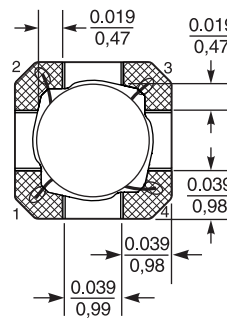
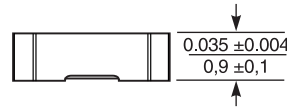
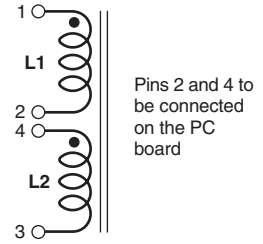
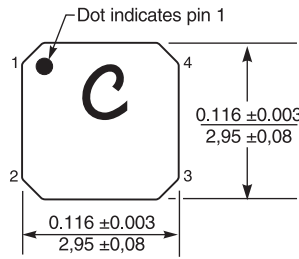
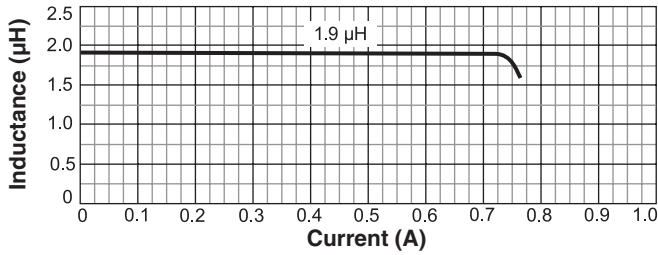
© Coilcraft Inc. 2023

This product may not be used in medical or high risk applications without prior Coilcraft approval. Specification subject to change without notice. Please check web site for latest information.

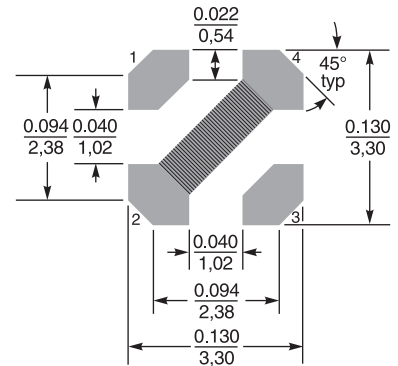


Shielded Couple Inductor – GA3250-EE

L vs Current



Recommended Land Pattern



Dimensions are in $\frac{\text{inches}}{\text{mm}}$

Cover area with solder mask.