




Planar Magnetics For Texas Instruments LM5025 and LM5034



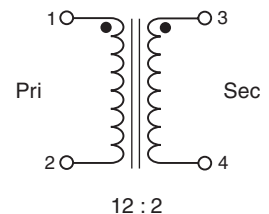
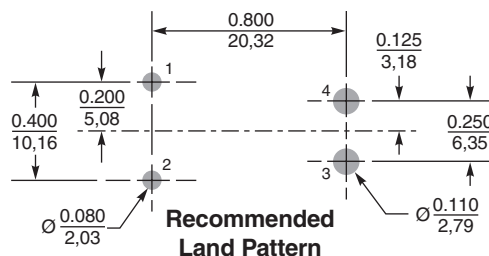
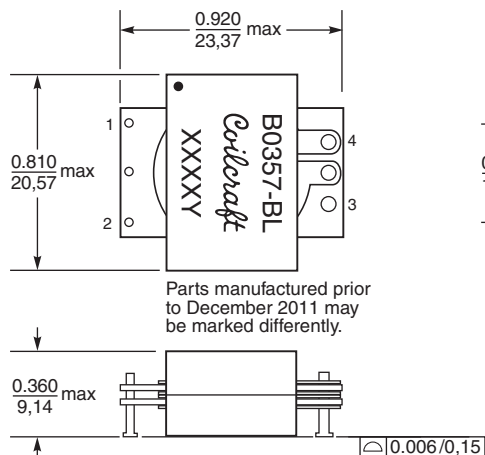
- Planar transformer and inductor pair designed for the TI LM5110 Gate Driver and LM5025 Active Clamp Voltage Mode PWM Controller.
- Specified by TI for LM5034 Dual Interleaved Controller.

Core material Ferrite
Terminations RoHS Matte-tin over nickel over brass
Weight 11.3 – 11.7 g
Ambient temperature -40°C to +85°C
Storage temperature Component: -40°C to +85°C.
 Tape and reel packaging: -40°C to +80°C
Resistance to soldering heat Max three 40 second reflows at +260°C, parts cooled to room temperature between cycles
Moisture Sensitivity Level (MSL) 1 (unlimited floor life at <30°C / 85% relative humidity)
Packaging 200 per 13" reel Plastic tape: 44 mm wide, 0.37 mm thick, 32 mm pocket spacing, 9.4 mm pocket depth
PCB washing Only pure water or alcohol recommended

Transformer

| Part number ¹ | Output power (W) | Output voltage (V) | Output current (A rms) | Primary inductance ² min (µH) | Leakage inductance ³ max (µH) | DCR max (mOhms) | Pri/sec isolation (Vdc) |
|--------------------------|------------------|--------------------|------------------------|--|--|---------------------------------|-------------------------|
| B0357-BL_ | 100 | 3.3 | 30.0 | 320.0 | 0.55 | Primary: 55.0 Secondary: 1.0 | 1500 |

- When ordering, please specify **packaging** code:
B0357-BLD
Packaging: D = 13" machine ready reel. EIA-481 embossed plastic tape (200 parts per full reel). Quantities less than full reel available: in tape (not machine ready) or with leader and trailer (\$25 charge).
B = Less than full reel. In an effort to simplify our part numbering system, Coilcraft is eliminating the need for multiple packaging codes. When ordering, simply change the last letter of your part number from B to D.
- Inductance measured on an Agilent/HP 4284 between pins 1 and 2 at 250 kHz, 0.1 Vrms, 0 Adc.
- Leakage inductance measured between pins 1 and 2 at 100 kHz, 0.1 Vrms, 0 Adc with secondary pins shorted.
- Electrical specifications at 25°C.
 Refer to Doc 362 "Soldering Surface Mount Components" before soldering.



Dimensions are in $\frac{\text{inches}}{\text{mm}}$



US +1-847-639-6400 sales@coilcraft.com
UK +44-1236-730595 sales@coilcraft-europe.com
Taiwan +886-2-2264 3646 sales@coilcraft.com.tw
China +86-21-6218 8074 sales@coilcraft.com.cn
Singapore + 65-6484 8412 sales@coilcraft.com.sg

Document 372-1 Revised 12/10/21
 © Coilcraft Inc. 2021
 This product may not be used in medical or high risk applications without prior Coilcraft approval. Specification subject to change without notice. Please check web site for latest information.



Planar Magnetics for TI LM5025 and LM5034

Output Inductor

| Part number ¹ | Inductance ² at 0 Adc (μH) | DCR max (mOhms) | Isolation ³ (Vdc) | Isat ⁴ (A) | Irms ⁵ (A) |
|--------------------------|---------------------------------------|-------------------------|------------------------------|-----------------------|-----------------------|
| B0358-CL_ | 2.0 ±10% | Main: 2.0 Aux: 900.0 | 1500 | 32 | 36 |

1. When ordering, please specify **packaging** code:

B0358-CLD

Packaging: **D** = 13" machine ready reel. EIA-481 embossed plastic tape (200 parts per full reel). Quantities less than full reel available: in tape (not machine ready) or with leader and trailer (\$25 charge).

B = Less than full reel. In an effort to simplify our part numbering system, Coilcraft is eliminating the need for multiple packaging codes. When ordering, simply change the last letter of your part number from B to D.

2. Inductance measured on an Agilent/HP 4284 between pins 3 and 4 at 250 kHz, 0.1 Vrms.

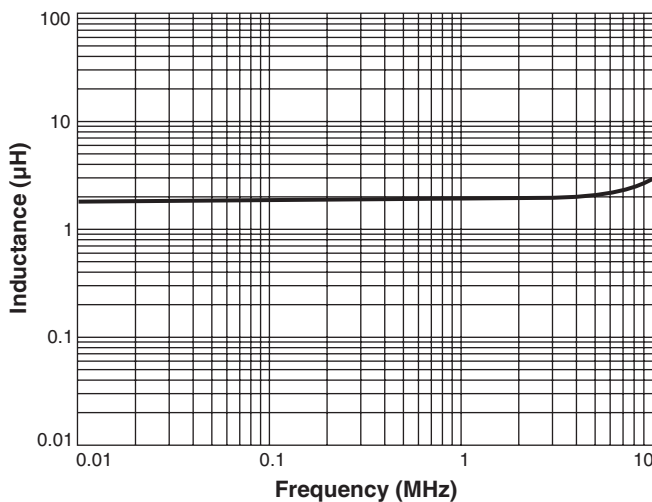
3. Isolation measured from pin 1 to pin 3.

4. DC current at which inductance drops 10% (typ) from its value without current.

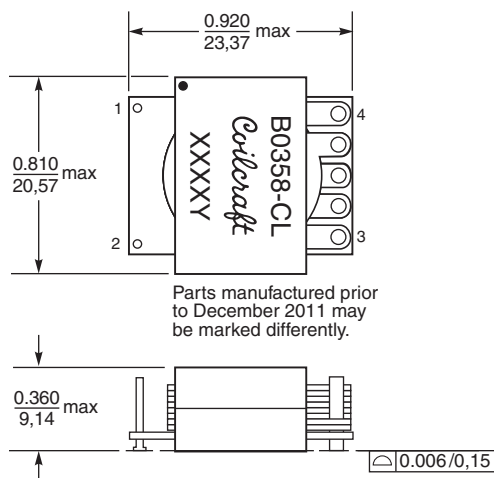
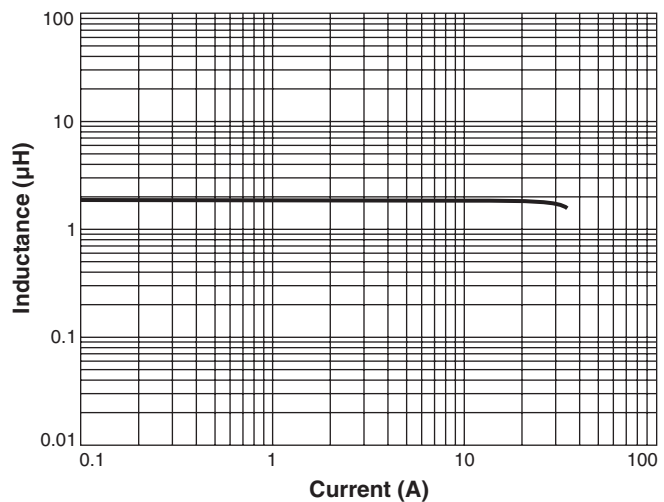
5. Electrical specifications at 25°C.

Refer to Doc 362 "Soldering Surface Mount Components" before soldering.

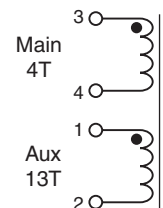
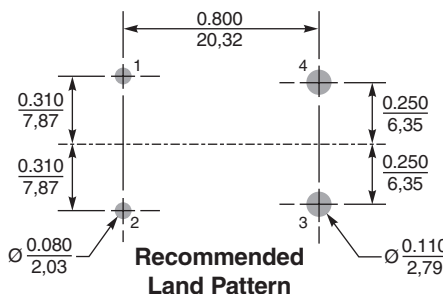
Typical L vs Frequency



Typical L vs Current



Parts manufactured prior to December 2011 may be marked differently.



Dimensions are in inches/mm



US +1-847-639-6400 sales@coilcraft.com
UK +44-1236-730595 sales@coilcraft-europe.com
Taiwan +886-2-2264 3646 sales@coilcraft.com.tw
China +86-21-6218 8074 sales@coilcraft.com.cn
Singapore + 65-6484 8412 sales@coilcraft.com.sg

Document 372-2 Revised 12/10/21

© Coilcraft Inc. 2021

This product may not be used in medical or high risk applications without prior Coilcraft approval. Specification subject to change without notice. Please check web site for latest information.