


Dual Inductor for Class-D YA9245-AL ZA9336-AL



- Dual inductor for use in Class-D output filters
- A single shielded package contains both coils
- Very low magnetic coupling
- Designed for low distortion and the best sound quality
- AEC-Q200 Grade 1 qualified (–40°C to +125°C ambient)

Core material Ferrite

Terminations RoHS compliant tin-silver (96.5/3.5) over copper.

Weight 4.6 – 4.86 g

Ambient temperature –40°C to +125°C with Irms current

Maximum part temperature +165°C (ambient + temp rise)

Storage temperature Component: –40°C to +165°C.

Tape and reel packaging: –40°C to +80°C

Resistance to soldering heat Max three 40 second reflows at +260°C, parts cooled to room temperature between cycles

Moisture Sensitivity Level (MSL) 1 (unlimited floor life at <30°C / 85% relative humidity)

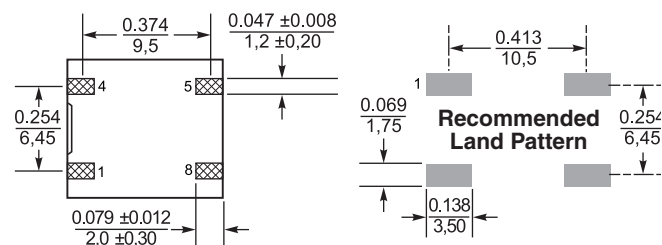
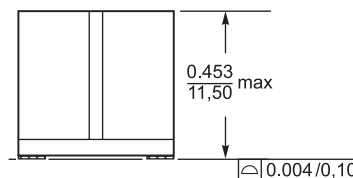
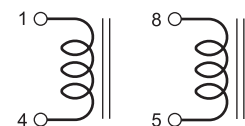
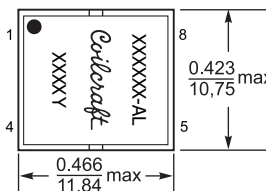
Packaging 250/13" reel Plastic tape: 24 mm wide, 0.5 mm thick, 20 mm pocket spacing, 11.6 mm pocket depth

PCB washing Tested to MIL-STD-202 Method 215 plus an additional aqueous wash. See [Doc787 PCB Washing.pdf](#).

Part number ¹	Inductance ² ±10% (µH)	DCR max ³ (Ohms)	SRF typ ⁴ (MHz)	Isat (A) ⁵			Irms (A) ⁶	
				10% drop	20% drop	30% drop	20°C rise	40°C rise
YA9245-ALD	9.0	0.022	40	7.9	8.3	8.8	4.0	5.6
ZA9336-ALD	21.0	0.035	20	4.9	5.2	5.4	2.5	3.5

- Packaging:** D = 13" machine-ready reel. EIA-481 embossed plastic tape. Quantities less than full reel available: in tape (not machine ready) or with leader and trailer (\$25 charge).
- Inductance measured at 100 kHz, 1.0 Vrms, 0 Adc using an Agilent/HP 4284A impedance analyzer.
- DCR is for each winding, measured on a micro-ohmmeter.
- SRF measured using Agilent/HP 8753D network analyzer.
- DC current (typical) at which the inductance drops the specified amount from its value without current.
- Current applied to both windings at the same time that causes the specified temperature rise from 25°C ambient. This information is for reference only and does not represent absolute maximum ratings.
- Electrical specifications at 25°C.

Refer to Doc 362 "Soldering Surface Mount Components" before soldering.



Dimensions are in $\frac{\text{inches}}{\text{mm}}$



www.coilcraft.com

US +1-847-639-6400 sales@coilcraft.com

UK +44-1236-730595 sales@coilcraft-europe.com

Taiwan +886-2-2264 3646 sales@coilcraft.com.tw

China +86-21-6218 8074 sales@coilcraft.com.cn

Singapore + 65-6484 8412 sales@coilcraft.com.sg

Document 1537 Revised 06/14/22

© Coilcraft Inc. 2022

This product may not be used in medical or high risk applications without prior Coilcraft approval. Specification subject to change without notice. Please check web site for latest information.