

# High Temp Power Inductors MSS1260T



- Designed for high ambient temperatures – 125°C
- Magnetic shielding, very low DCR, excellent current handling

**Designer's Kit C418** contains 3 each of all values

**Core material** Ferrite

**Core and winding loss** See [www.coilcraft.com/coreloss](http://www.coilcraft.com/coreloss)

**Terminations** RoHS compliant matte tin over nickel over phos bronze. Other terminations available at additional cost.

**Weight:** 2.8 g – 3.3 g

**Ambient temperature** –40°C to +125°C with (40°C rise) Irms current.

**Maximum part temperature** +165°C (ambient + temp rise). [Derating](#).

**Storage temperature** Component: –40°C to +165°C.  
Tape and reel packaging: –40°C to +80°C

**Resistance to soldering heat** Max three 40 second reflows at +260°C, parts cooled to room temperature between cycles

**Moisture Sensitivity Level (MSL)** 1 (unlimited floor life at <30°C / 85% relative humidity)

**Packaging** 500/13" reel; Plastic tape: 24 mm wide, 0.5 mm thick, 16 mm pocket spacing, 6.9 mm pocket depth

**PCB washing** Tested to MIL-STD-202 Method 215 plus an additional aqueous wash. See [Doc787\\_PCB\\_Washing.pdf](#).

Part number <sup>1</sup>	Inductance <sup>2</sup> (µH)	DCR <sup>3</sup> (mOhms)		SRF typ <sup>4</sup> (MHz)	Isat (A) <sup>5</sup>			Irms (A) <sup>6</sup>	
		typ	max		10% drop	20% drop	30% drop	20°C rise	40°C rise
MSS1260T-102NL_	1.0 ±30%	5.8	6.5	100	19.12	21.18	22.76	6.00	8.00
MSS1260T-152NL_	1.5 ±30%	8.8	9.8	80.0	14.44	16.40	17.64	5.30	7.60
MSS1260T-222NL_	2.2 ±30%	11.5	12.8	55.0	12.32	14.00	15.08	5.20	7.30
MSS1260T-332NL_	3.3 ±30%	12.6	14.0	42.0	10.88	12.22	13.12	5.00	7.00
MSS1260T-472ML_	4.7 ±20%	13.9	15.5	38.0	9.92	11.10	12.00	4.50	7.00
MSS1260T-562ML_	5.6 ±20%	14.9	16.6	30.0	8.54	9.60	10.38	4.00	6.40
MSS1260T-682ML_	6.8 ±20%	16.6	18.5	27.0	7.80	8.80	9.44	3.80	5.90
MSS1260T-822ML_	8.2 ±20%	17.0	20.0	26.0	6.44	7.38	7.98	3.40	4.80
MSS1260T-103ML_	10 ±20%	21.5	23.9	22.0	6.00	6.92	7.48	3.00	4.00
MSS1260T-123ML_	12 ±20%	24.5	27.3	20.0	5.68	6.56	7.08	2.80	3.70
MSS1260T-153ML_	15 ±20%	27.0	32.0	18.0	5.34	6.04	6.54	2.60	3.50
MSS1260T-183ML_	18 ±20%	30.0	33.0	16.0	4.82	5.54	6.00	2.50	3.30
MSS1260T-223ML_	22 ±20%	36.6	40.7	15.0	4.42	5.04	5.44	2.30	3.10
MSS1260T-273ML_	27 ±20%	48.0	52.0	13.0	3.78	4.32	4.68	2.10	2.90
MSS1260T-333ML_	33 ±20%	54.0	57.0	12.4	3.50	4.00	4.34	2.00	2.70
MSS1260T-393ML_	39 ±20%	58.0	64.5	12.0	3.32	3.80	4.14	1.90	2.60
MSS1260T-473ML_	47 ±20%	75.0	82.0	11.6	2.84	3.26	3.54	1.85	2.50
MSS1260T-563ML_	56 ±20%	85.0	89.0	10.5	2.64	3.04	3.28	1.75	2.40
MSS1260T-683ML_	68 ±20%	94.5	105	10.0	2.46	2.82	3.04	1.70	2.30
MSS1260T-823ML_	82 ±20%	120	129	8.6	2.24	2.54	2.74	1.60	2.20
MSS1260T-104ML_	100 ±20%	139	146	7.8	2.06	2.34	2.54	1.50	2.10
MSS1260T-124KL_	120 ±10%	193	195	6.8	1.84	2.08	2.28	1.38	1.85
MSS1260T-154KL_	150 ±10%	209	216	6.4	1.64	1.90	2.06	1.20	1.66
MSS1260T-184KL_	180 ±10%	234	246	6.1	1.46	1.70	1.84	1.14	1.58
MSS1260T-224KL_	220 ±10%	306	335	5.5	1.30	1.48	1.60	1.00	1.42
MSS1260T-274KL_	270 ±10%	349	355	4.3	1.18	1.38	1.48	0.90	1.45
MSS1260T-334KL_	330 ±10%	482	494	4.0	1.04	1.20	1.30	0.84	1.16
MSS1260T-394KL_	390 ±10%	515	533	3.6	1.00	1.16	1.28	0.78	1.08
MSS1260T-474KL_	470 ±10%	705	733	3.0	0.906	1.00	1.10	0.70	0.96
MSS1260T-564KL_	560 ±10%	776	800	2.8	0.872	0.980	1.02	0.64	0.88
MSS1260T-684KL_	680 ±10%	887	910	2.6	0.782	0.886	0.956	0.58	0.80
MSS1260T-824KL_	820 ±10%	1130	1152	2.5	0.692	0.784	0.854	0.53	0.73
MSS1260T-105KL_	1000 ±10%	1295	1335	2.4	0.588	0.672	0.726	0.48	0.68

1. Please specify **termination** and **packaging** codes:

**MSS1260T-105KLD**

**Termination:** L = RoHS compliant matte tin over nickel over phos bronze.

Special order:

T = RoHS tin-silver-copper (95.5/4/0.5) or S = non-RoHS tin-lead (63/37).

**Packaging:** D = 13" machine-ready reel. EIA-481 embossed plastic tape (500 parts per full reel). Quantities less than full reel available: in tape (not machine ready) or with leader and trailer (\$25 charge).

B = Less than full reel. In an effort to simplify our part numbering system, Coilcraft is eliminating the need for multiple packaging codes. When ordering, simply change the last letter of your part number from B to D.

2. Inductance tested at 100 kHz, 0.1 Vrms, 0 Adc using an Agilent/HP 4263B LCR meter or equivalent.
  3. DCR measured on a micro-ohmmeter and a Coilcraft CCF858 test fixture.
  4. SRF measured using an Agilent/HP 8753D network analyzer and a Coilcraft SMD-D test fixture.
  5. DC current at 25°C that causes the specified inductance drop from its value without current. [Click for temperature derating information.](#)
  6. Current that causes the specified temperature rise from 25°C ambient. This information is for reference only and does not represent absolute maximum ratings. [Click for temperature derating information.](#)
  7. Electrical specifications at 25°C.
- Refer to Doc 362 "Soldering Surface Mount Components" before soldering.



[www.coilcraft.com](http://www.coilcraft.com)

**US** +1-847-639-6400 [sales@coilcraft.com](mailto:sales@coilcraft.com)

**UK** +44-1236-730595 [sales@coilcraft-europe.com](mailto:sales@coilcraft-europe.com)

**Taiwan** +886-2-2264 3646 [sales@coilcraft.com.tw](mailto:sales@coilcraft.com.tw)

**China** +86-21-6218 8074 [sales@coilcraft.com.cn](mailto:sales@coilcraft.com.cn)

**Singapore** + 65-6484 8412 [sales@coilcraft.com.sg](mailto:sales@coilcraft.com.sg)

Document 599-1 Revised 01/28/22

© Coilcraft Inc. 2022

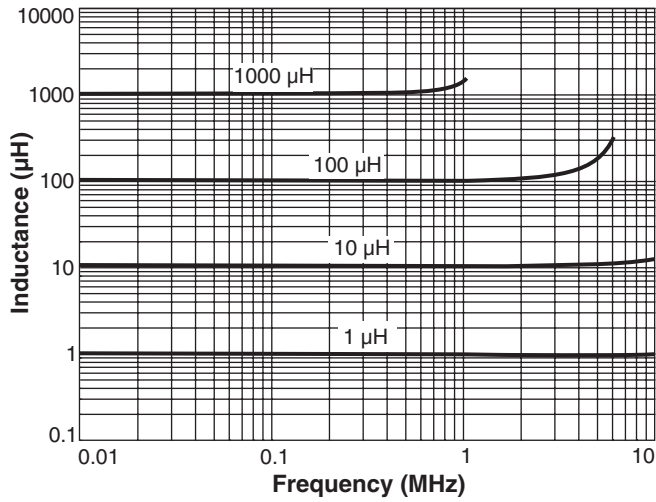
This product may not be used in medical or high risk applications without prior Coilcraft approval. Specification subject to change without notice. Please check web site for latest information.

# HIGH TEMPERATURE

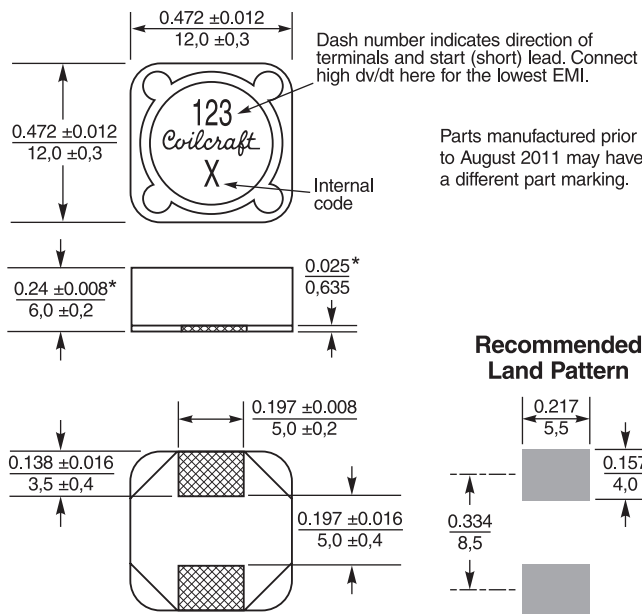
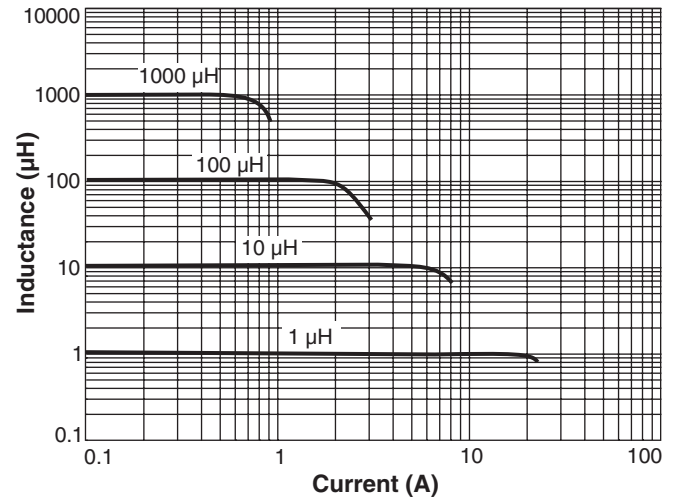
## SMT Power Inductors – MSS1260T Series



### Typical L vs Frequency



### Typical L vs Current



\* For optional tin-lead and tin-silver-copper terminations, dimensions are for the mounted part. Dimensions before mounting can be an additional 0.012 inch (0,3 mm).

Dimensions are in  $\frac{\text{inches}}{\text{mm}}$