




Flyback Transformers

For Akros AS1113 PoE Controller



- Flyback transformer for 13 W PoE applications
- Designed to operate with 10 – 57 V input at 300 kHz
- 1500 Vrms, one minute isolation from primary to secondary windings

Core material Ferrite

Terminations RoHS tin-silver over tin over nickel over phos bronze. Other terminations available at additional cost.

Weight 5.3 – 5.7 g

Ambient temperature –40°C to +125°C

Storage temperature Component: –40°C to +125°C. Tape and reel packaging: –40°C to +80°C

Resistance to soldering heat Max three 40 second reflows at +260°C, parts cooled to room temperature between cycles

Moisture Sensitivity Level (MSL) 1 (unlimited floor life at <30°C / 85% relative humidity)

Packaging 200 per 13" reel. Plastic tape: 44 mm wide, 0.4 mm thick, 28 mm pocket spacing, 9.6 mm pocket depth

PCB washing Tested to MIL-STD-202 Method 215 plus an additional aqueous wash. See [Doc787_PCB_Washing.pdf](#).

Part number ¹	Inductance at 0A ² ±10% (µH)	Inductance at Ipk ³ min (µH)	DCR max (Ohms) ⁴				Leakage inductance ⁵ max (µH)	Turns ratios ⁶			Ipk ³ (A)	Output ⁷
			pri	sec	bias	sync		pri:sec	pri:bias	pri:sync		
HA3585-BL_	40	36	0.140	0.014	0.220	0.255	0.740	1:0.29	1:0.43	1:0.43	2.6	3.3 V, 3.9 A
HA3586-BL_	40	36	0.140	0.024	0.230	0.265	0.625	1:0.36	1:0.43	1:0.43	2.6	5.0 V, 2.6 A

1. When ordering, please specify **termination** and **packaging** codes:

HA3586-BLD

Termination: L = RoHS tin-silver (96.5/3.5) over tin over nickel over phos bronze.

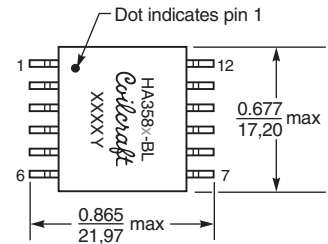
Special order: T = RoHS tin-silver-copper (95.5/4/0.5) or S = non-RoHS tin-lead (63/37).

Packaging: D = 13" machine-ready reel. EIA-481 embossed plastic tape (200 parts per full reel). Quantities less than full reel available: in tape (not machine ready) or with leader and trailer (\$25 charge).

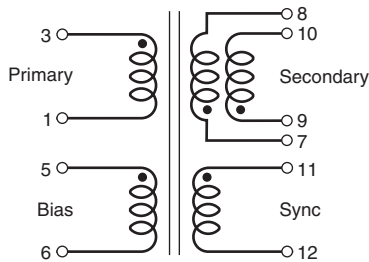
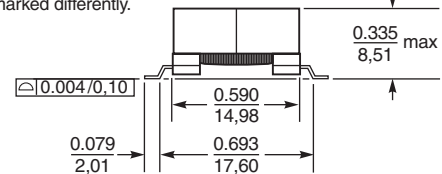
B = Less than full reel. In an effort to simplify our part numbering system, Coilcraft is eliminating the need for multiple packaging codes. When ordering, simply change the last letter of your part number from B to D.

- Inductance is for the primary, measured at 300 kHz, 0.5 Vrms.
- Peak primary current drawn at minimum input voltage.
- DCR for the secondary is with the windings connected in parallel.
- Leakage inductance is for the primary windings with the secondary windings shorted.
- Turns ratios are with the secondary windings connected in parallel.
- Output of the secondary is with the windings connected in parallel. Bias winding output is 5 V, 20 mA.
- Electrical specifications at 25°C.

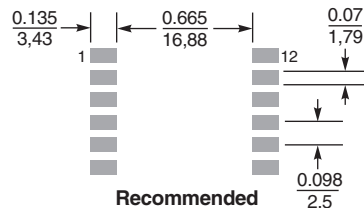
Refer to Doc 362 "Soldering Surface Mount Components" before soldering.



Parts manufactured prior to December 2011 may be marked differently.



Secondary windings to be connected in parallel on PCB board.



Dimensions are in inches/mm



US +1-847-639-6400 sales@coilcraft.com
UK +44-1236-730595 sales@coilcraft-europe.com
Taiwan +886-2-2264 3646 sales@coilcraft.com.tw
China +86-21-6218 8074 sales@coilcraft.com.cn
Singapore + 65-6484 8412 sales@coilcraft.com.sg

Document 845 Revised 11/17/21

© Coilcraft Inc. 2021

This product may not be used in medical or high risk applications without prior Coilcraft approval. Specification subject to change without notice. Please check web site for latest information.