


# Shielded Power Inductors - LPS4012

**Improved version now available.**

These parts are not recommended for new designs. They are replaced by new lead free and halogen free versions which are identical in form, fit and function. See [www.coilcraft.com/lps4012.cfm](http://www.coilcraft.com/lps4012.cfm).



- Very low DCR; excellent current handling
- 4.0 × 4.0 mm footprint; less than 1.2 mm tall
- AEC-200 Grade 3 qualified (−40°C to +85°C)

**Core material** Ferrite

**Core and winding loss** See [www.coilcraft.com/coreloss](http://www.coilcraft.com/coreloss)

**Terminations** RoHS compliant silver-palladium-platinum-glass frit. Other terminations available at additional cost.

**Weight** 54 – 64 mg

**Ambient temperature** −40°C to +85°C with Irms current, +85°C to +125°C with derated current

**Storage temperature** Component: −40°C to +125°C.

Tape and reel packaging: −40°C to +80°C

**Resistance to soldering heat** Max three 40 second reflows at +260°C, parts cooled to room temperature between cycles

**Moisture Sensitivity Level (MSL)** 1 (unlimited floor life at <30°C / 85% relative humidity)

**Failures in Time (FIT) / Mean Time Between Failures (MTBF)**

38 per billion hours / 26,315,789 hours, calculated per Telcordia SR-332

**Packaging** 1000/7" reel; 3500/13" reel Plastic tape: 12 mm wide, 0.25 mm thick, 8 mm pocket spacing, 1.32 mm pocket depth (Refer to dimensional drawing for part orientation in tape.)

**Recommended pick and place nozzle** OD: 4 mm; ID: ≤2 mm

**PCB washing** Tested with pure water or alcohol only. For other solvents, see Doc787\_PCB\_Washing.pdf.

Part number <sup>1</sup>	Inductance <sup>2</sup> (µH)	DCR max <sup>3</sup> (Ohms)	SRF typ <sup>4</sup> (MHz)	Isat (A) <sup>5</sup>			Irms (A) <sup>6</sup>	
				10% drop	20% drop	30% drop	20°C rise	40°C rise
LPS4012-331ML_	0.33±20%	0.025	375	5.2	5.4	5.5	2.2	3.0
LPS4012-681ML_	0.68±20%	0.055	220	3.5	3.6	3.7	1.8	2.4
LPS4012-102NL_	1.0±30%	0.060	180	2.8	2.9	3.0	1.7	2.4
LPS4012-152ML_	1.5±20%	0.070	140	2.6	2.7	2.8	1.6	2.2
LPS4012-222ML_	2.2±20%	0.100	115	2.3	2.4	2.5	1.2	1.75
LPS4012-332ML_	3.3±20%	0.100	100	1.3	1.4	1.4	1.45	2.00
LPS4012-472ML_	4.7±20%	0.175	70	1.6	1.7	1.8	1.10	1.45
LPS4012-562ML_	5.6±20%	0.260	60	1.5	1.6	1.6	0.85	1.10
LPS4012-682ML_	6.8±20%	0.340	55	1.3	1.3	1.4	0.80	0.98
LPS4012-103ML_	10±20%	0.350	40	0.98	1.0	1.1	0.55	0.75
LPS4012-153ML_	15±20%	0.550	30	0.79	0.82	0.84	0.53	0.73
LPS4012-223ML_	22±20%	0.600	25	0.74	0.78	0.79	0.52	0.70
LPS4012-333ML_	33±20%	0.825	22	0.45	0.47	0.48	0.46	0.61
LPS4012-473ML_	47±20%	1.40	19	0.35	0.37	0.38	0.40	0.52
LPS4012-683ML_	68±20%	1.70	15	0.30	0.32	0.33	0.35	0.46
LPS4012-104ML_	100±20%	2.40	12	0.24	0.26	0.27	0.30	0.40
LPS4012-124ML_	120±20%	3.30	11.5	0.23	0.24	0.25	0.27	0.36
LPS4012-154ML_	150±20%	3.50	10.0	0.21	0.22	0.23	0.25	0.32
LPS4012-184ML_	180±20%	5.00	8.0	0.18	0.19	0.20	0.23	0.29
LPS4012-224ML_	220±20%	5.20	7.0	0.15	0.16	0.17	0.21	0.27
LPS4012-334ML_	330±20%	7.20	7.0	0.14	0.14	0.15	0.17	0.225
LPS4012-474ML_	470±20%	10.0	4.0	0.10	0.11	0.12	0.13	0.175
LPS4012-564ML_	560±20%	12.5	3.5	0.10	0.105	0.115	0.11	0.140
LPS4012-684ML_	680±20%	13.5	3.0	0.10	0.105	0.110	0.11	0.135
LPS4012-824ML_	820±20%	20.0	3.0	0.090	0.095	0.095	0.105	0.132
LPS4012-105ML_	1000±20%	21.5	3.0	0.080	0.090	0.095	0.100	0.130
LPS4012-155ML_	1500±20%	30.0	2.5	0.080	0.090	0.090	0.087	0.115
LPS4012-185ML_	1800±20%	35.0	2.0	0.079	0.085	0.087	0.075	0.100
LPS4012-225ML_	2200±20%	42.0	1.0	0.079	0.083	0.085	0.070	0.090
LPS4012-335ML_	3300±20%	65.0	0.95	0.074	0.078	0.080	0.050	0.065

1. Please specify **termination** and **packaging** codes:

**LPS4012-682MLC**

**Termination:** L = RoHS compliant silver-palladium-platinum-glass frit.

Special order:

T = RoHS tin-silver-copper (95.5/4/0.5)

or S = non-RoHS tin-lead (63/37).

**Packaging:** C = 7" machine-ready reel. EIA-481 embossed plastic tape (1000 parts per full reel).

B = Less than full reel. In tape, but not machine ready.

To have a leader and trailer added (\$25 charge), use code letter C instead.

D = 13" machine-ready reel. EIA-481 embossed plastic tape. Factory order only, not stocked (3500 parts per full reel).

2. Inductance tested at 100 kHz, 0.1 Vrms using an Agilent/HP 4192A. Inductance at 1 MHz is the same for parts with SRF ≥10 MHz.

3. DCR measured on a micro-ohmmeter.

4. SRF measured using Agilent/HP 8753ES or equivalent.

5. DC current that causes the specified inductance drop from its value without current.

6. Current that causes the specified temperature rise from 25°C ambient.

7. Electrical specifications at 25°C.

Refer to Doc 362 "Soldering Surface Mount Components" before soldering.

**Coilcraft**

[www.coilcraft.com](http://www.coilcraft.com)

**US** +1-847-639-6400 [sales@coilcraft.com](mailto:sales@coilcraft.com)

**UK** +44-1236-730595 [sales@coilcraft-europe.com](mailto:sales@coilcraft-europe.com)

**Taiwan** +886-2-2264 3646 [sales@coilcraft.com.tw](mailto:sales@coilcraft.com.tw)

**China** +86-21-6218 8074 [sales@coilcraft.com.cn](mailto:sales@coilcraft.com.cn)

**Singapore** +65-6484 8412 [sales@coilcraft.com.sg](mailto:sales@coilcraft.com.sg)

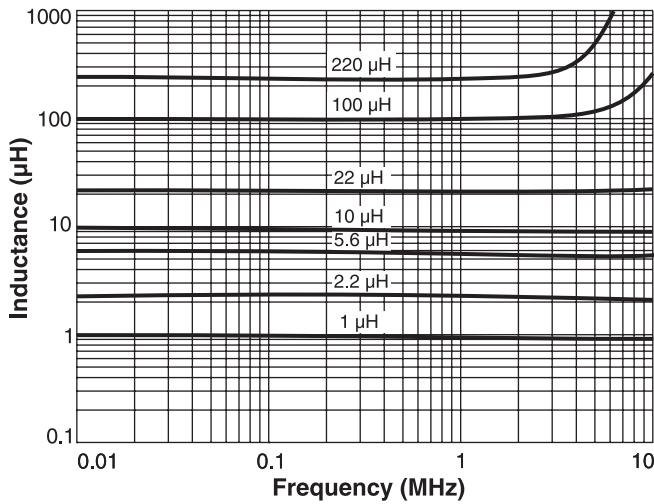
Document 433NR-1 Revised 04/24/12

© Coilcraft Inc. 2014

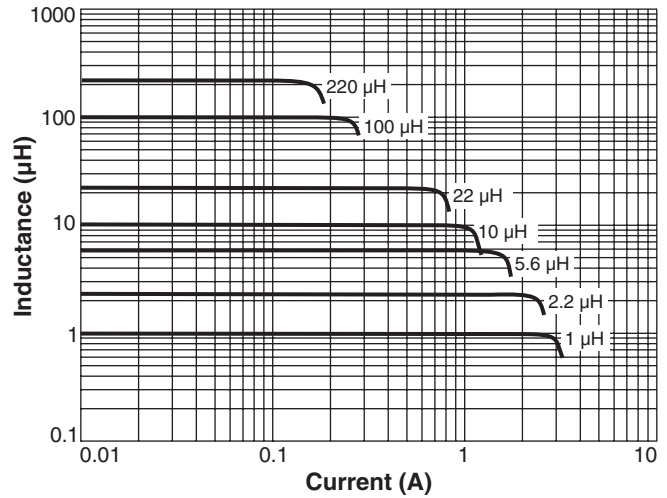
This product may not be used in medical or high risk applications without prior Coilcraft approval. Specification subject to change without notice. Please check web site for latest information.

# Shielded SMT Power Inductors – LPS4012 Series

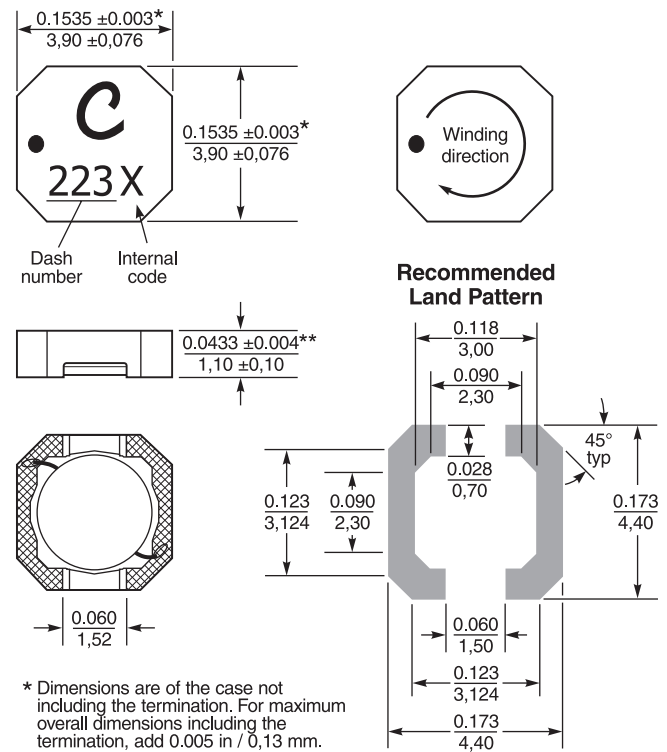
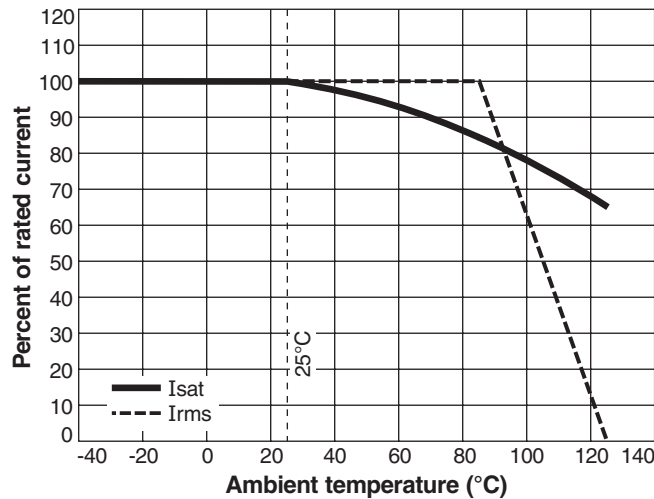
## Typical L vs Frequency



## Typical L vs Current



## Current Derating



\* Dimensions are of the case not including the termination. For maximum overall dimensions including the termination, add 0.005 in / 0,13 mm.

\*\* For optional tin-lead and tin-silver-copper terminations, dimensions are for the mounted part. Dimensions before mounting can be an additional 0.005 inch (0,13 mm).

Dimensions are in  $\frac{\text{inches}}{\text{mm}}$

**Packaging** 1000/7" reel; 3500/13" reel Plastic tape: 12 mm wide, 0.25 mm thick, 8 mm pocket spacing, 1.32 mm pocket depth

### Orientation of parts in packaging tape

