



Wirewound Ferrite Beads 1008AF (2520)

- Higher performance than other surface mount ferrite beads in the market
- High impedance across a wide bandwidth
- Extremely low DCR for high current applications
- Ferrite construction and heavy gauge wire for high current handling
- Eliminates high frequency noise in power supplies or RF signal isolation applications

Part number ¹	Inductance ² ±5% µH)	Impedance typ (Ohms)		SRF min ³ (MHz)	DCR max ⁴ (Ohms)	Isat ⁴ (A)	Irms ⁶ (A)
		1 MHz	10 MHz				
1008AF-901XJR_	0.9	6.09	59.29	415	0.100	1.4	1.3
1008AF-112XJR_	1.1	7.24	70.42	376	0.105	1.3	1.2
1008AF-132XJR_	1.3	8.00	76.46	198	0.110	1.2	1.1
1008AF-152XJR_	1.5	9.83	95.22	135	0.125	1.1	1.0
1008AF-192XJR_	1.9	12.72	124.1	126	0.140	1.0	1.0
1008AF-222XJR_	2.2	14.48	140.9	106	0.155	0.95	0.95
1008AF-272XJR_	2.7	17.99	174.8	70	0.190	0.80	0.90
1008AF-332XJR_	3.3	21.96	215.2	59	0.210	0.75	0.80
1008AF-392XJR_	3.9	26.13	258.1	55	0.220	0.70	0.80
1008AF-472XJR_	4.7	31.18	312.9	48	0.435	0.70	0.65
1008AF-582XJR_	5.8	37.68	378.7	37	0.280	0.55	0.75
1008AF-682XJR_	6.8	46.32	471.8	33	0.315	0.50	0.70
1008AF-822XJR_	8.2	55.91	581.9	33.8	0.340	0.50	0.65
1008AF-103XJR_	10.0	66.54	721.8	22	0.460	0.45	0.55

1. When ordering, please specify **termination** and **packaging** codes:

1008AF-103XJR_

Termination: R = RoHS matte Sn over Ni over Ag-Pt-glass frit.

Special order:

T = RoHS Sn/Ag/Cu (95.5/4.0/0.5)

S = Not RoHS Sn/Pb (63/37).

Packaging: C = 7" machine-ready reel. EIA-481 embossed plastic tape (2000 parts per full reel). Quantities less than full reel available: in tape (not machine ready) or with leader and trailer (\$25 charge).

D = 13" machine-ready reel. EIA-481 embossed plastic tape. Factory order only, not stocked (7500 parts per full reel).

B = Less than full reel. In an effort to simplify our part numbering system, Coilcraft is eliminating the need for multiple packaging codes. When ordering, simply change the last letter of your part number from B to C.

- Inductance measured at 2.5 MHz using Coilcraft SMD-A fixture in an Agilent/HP 4286A impedance analyzer with Coilcraft-provided correlation pieces.
- SRF measured using an Agilent/HP 8753D network analyzer with a Coilcraft SMD-D fixture.
- DCR measured on a Cambridge Technology Micro-ohmmeter.
- DC current at 25°C that causes an inductance drop of 10% (typ) from its value without current.
- Current that causes a 40°C temperature rise from 25°C ambient. This information is for reference only and does not represent absolute maximum ratings.
- Electrical specifications at 25°C.

Refer to Doc 362 "Soldering Surface Mount Components" before soldering. For part marking data, visit <http://www.coilcraft.com/colrcode.cfm>.

Designer's Kit C414 contains 10 of each 5% value

Core material Ferrite

Terminations RoHS matte Sn over Ni over Ag-Pt-glass frit. Other terminations available at additional cost.

Weight 28 – 33 mg

Ambient temperature -40°C to +85°C with Irms current.

Maximum part temperature +125°C (ambient + temp rise).

Storage temperature Component: -40°C to +125°C. Tape and reel packaging: -40°C to +80°C

Resistance to soldering heat Max three 40 second reflows at +260°C, parts cooled to room temperature between cycles

Temperature Coefficient of Inductance (TCL) +100 to +350 ppm/°C

Moisture Sensitivity Level (MSL) 1 (unlimited floor life at <30°C / 85% relative humidity)

Packaging 2000 per 7" reel; 7500 per 13" reel

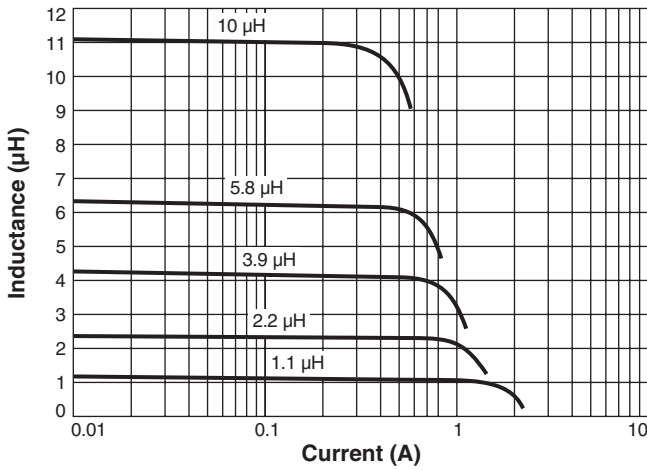
Plastic tape: 8 mm wide, 0.3 mm thick, 4 mm pocket spacing, 2.0 mm pocket depth

PCB washing Tested to MIL-STD-202 Method 215 plus an additional aqueous wash. See [Doc787_PCB_Washing.pdf](#).

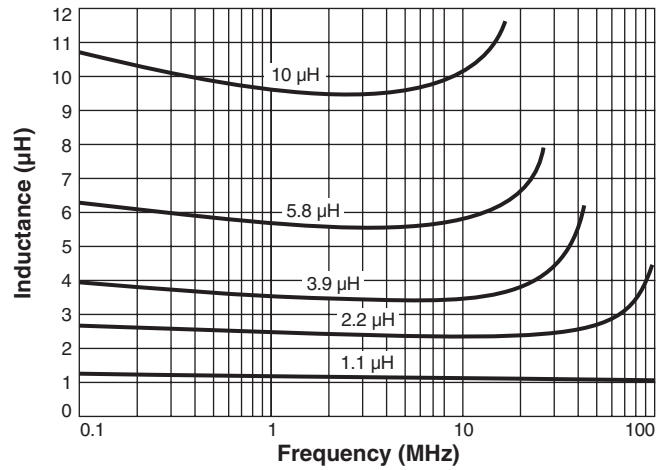


1008AF Series Wirewound Ferrite Beads

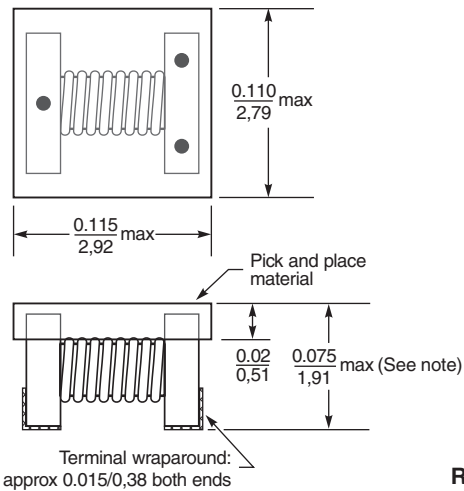
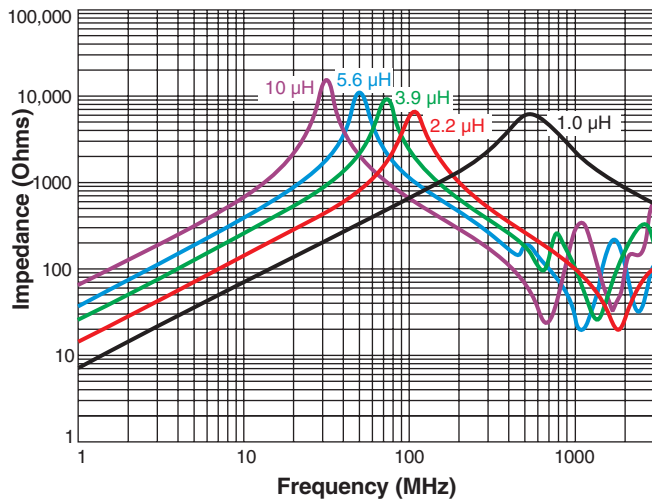
Typical L vs Current



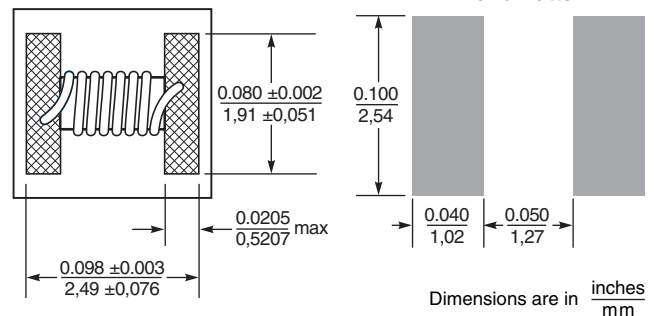
Typical L vs Frequency



Typical Impedance vs Frequency



Recommended Land Pattern



Note: Height dimension is before optional solder application. For maximum height dimension including solder, add 0.006 in / 0,152 mm.



US +1-847-639-6400 sales@coilcraft.com
UK +44-1236-730595 sales@coilcraft-europe.com
Taiwan +886-2-2264 3646 sales@coilcraft.com.tw
China +86-21-6218 8074 sales@coilcraft.com.cn
Singapore + 65-6484 8412 sales@coilcraft.com.sg

Document 1484-2 Revised 07/23/21
 © Coilcraft Inc. 2022
 This product may not be used in medical or high risk applications without prior Coilcraft approval. Specification subject to change without notice. Please check web site for latest information.