




Flyback Transformer

For Texas Instruments
PMP7899 Reference Design



- Developed for Texas Instruments PMP7899 Reference Design for Non-Synchronous Flyback Converter with an Isolated Output
- 8 – 18 V input; 48 V, 1 A output
- Aux winding output 9 V, 20 mA
- 1500 Vrms, one minute primary and aux to secondary isolation (hipot)

Core material Ferrite

Terminations RoHS tin-silver (96.5/3.5) over tin over nickel over phos bronze. Other terminations available at additional cost.

Weight 25.9 g

Ambient temperature –40°C to +125°C

Maximum part temperature +125°C (ambient + temp rise)

Storage temperature Component: –40°C to +125°C.

Tray packaging: –40°C to +80°C

Resistance to soldering heat Max three 40 second reflows at +260°C, parts cooled to room temperature between cycles

Moisture Sensitivity Level (MSL) 1 (unlimited floor life at <30°C / 85% relative humidity)

Failures in Time (FIT) / Mean Time Between Failures (MTBF)

38 per billion hours / 26,315,789 hours, calculated per Telcordia SR-332

Packaging 24 parts per tray

PCB washing Tested to MIL-STD-202 Method 215 plus an additional aqueous wash. See [Doc787_PCB_Washing.pdf](#).

Part number	Inductance at 0 A _{dc} ¹ ±15% (µH)	Inductance at I _{pk} ² min (µH)	DCR max (Ohms)	Leakage Inductance ³ max (µH)	Turns ratio		I _{pk} ² (A)	Output ⁴
					pri : sec	pri : aux		
NA6264-AL	2.56	2.176	0.0065 (pins 1–3) 0.0065 (pins 2–4) 0.130 (pins 5–6) 0.110 (pins 11–8)	0.060	1 : 6	1 : 1.5	16.5	48 V, 1 A

1. Inductance is for the primary with windings connected in parallel, measured at 300 kHz, 0.3 Vrms.

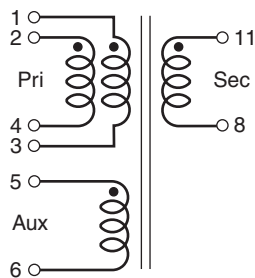
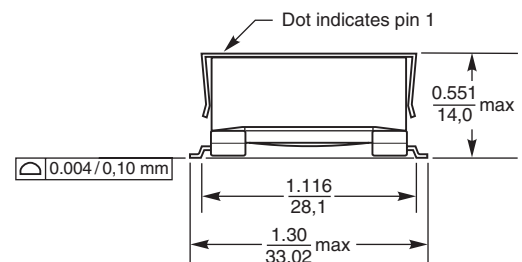
2. Peak primary current drawn at minimum input voltage.

3. Leakage inductance is for the primary with the windings connected in parallel and with the secondary winding shorted.

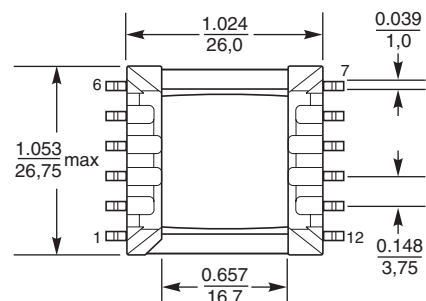
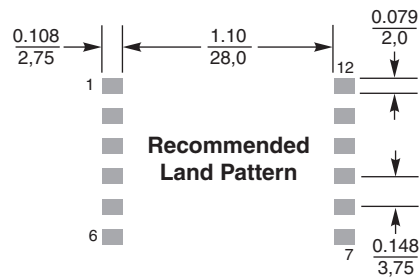
4. Output is for the secondary. Aux winding output is 9 V, 20 mA.

5. Electrical specifications at 25°C.

Refer to Doc 362 “Soldering Surface Mount Components” before soldering.



Primary windings to be connected on the PC board.



Dimensions are in $\frac{\text{inches}}{\text{mm}}$