


SMT Power Inductors – DO3340P



- Excellent current handling—up to 3.5 Arms with an 8 A saturation current rating for a 10 μ H part.

Designer's Kit C310 contains 3 of each part

Core material Ferrite

Core and winding loss See www.coilcraft.com/coreloss

Terminations RoHS compliant electroplated gold (<50 μ m) over nickel over phos bronze. Other terminations available at additional cost.

Weight 1.8– 2.8 g

Ambient temperature -40°C to $+85^{\circ}\text{C}$ with Irms current

Maximum part temperature $+105^{\circ}\text{C}$ (ambient + temp rise)

Storage temperature Component: -40°C to $+105^{\circ}\text{C}$

Tape and reel packaging: -40°C to $+80^{\circ}\text{C}$

Resistance to soldering heat Max three 40 second reflows at $+260^{\circ}\text{C}$, parts cooled to room temperature between cycles

Moisture Sensitivity Level (MSL) 1 (unlimited floor life at $<30^{\circ}\text{C}$ / 85% relative humidity)

Packaging 225 per 13" reel Plastic tape: 24 mm wide, 0.4 mm thick, 24 mm pocket spacing, 11.4 mm pocket depth

PCB washing Tested to MIL-STD-202 Method 215 plus an additional aqueous wash. See [Doc787_PCB_Washing.pdf](#).

Part number ¹	L $\pm 20\%^2$ (μ H)	DCR max (Ohms)	SRF typ (MHz)	Isat ³ (A)	Irms ⁴ (A)
DO3340P-103ML_	10	0.040	35	8.0	3.5
DO3340P-153ML_	15	0.050	18	7.0	3.0
DO3340P-223ML_	22	0.066	13	5.5	2.5
DO3340P-333ML_	33	0.080	11	4.0	2.0
DO3340P-473ML_	47	0.110	9.0	3.8	1.6
DO3340P-683ML_	68	0.17	7.0	3.0	1.2
DO3340P-104ML_	100	0.22	5.5	2.5	1.2
DO3340P-154ML_	150	0.34	4.5	2.0	0.9
DO3340P-224ML_	220	0.44	3.5	1.6	0.7
DO3340P-334ML_	330	0.70	3.0	1.2	0.6
DO3340P-474ML_	470	0.95	2.5	1.0	0.3
DO3340P-684ML_	680	1.15	2.0	1.0	0.2
DO3340P-105ML_	1000	2.0	1.5	0.8	0.1

1. When ordering, please specify **termination** and **packaging** codes:

DO3340P-105MLD

Termination: L = RoHS compliant gold over nickel over phos bronze.
Special order: T = RoHS tin-silver-copper (95.5/4/0.5) or S = non-RoHS tin-lead (63/37).

Packaging: D = 13" machine-ready reel. EIA-481 embossed plastic tape (225 parts per full reel). Quantities less than full reel available: in tape (not machine ready) or with leader and trailer (\$25 charge).

B = Less than full reel. In an effort to simplify our part numbering system, Coilcraft is eliminating the need for multiple packaging codes. When ordering, simply change the last letter of your part number from B to D.

2. Inductance tested at 100 kHz, 0.1 Vrms, 0 Adc using an Agilent/HP 4263B LCR meter or equivalent.
 3. DC current at which inductance drops 10% (typ) from its value without current.
 4. Current that causes a 20°C temperature rise from 25°C ambient
 5. Electrical specifications at 25°C .
- Refer to Doc 362 "Soldering Surface Mount Components" before soldering.

SPICE models
ON OUR WEB SITE



www.coilcraft.com

US +1-847-639-6400 sales@coilcraft.com
UK +44-1236-730595 sales@coilcraft-europe.com
Taiwan +886-2-2264 3646 sales@coilcraft.com.tw
China +86-21-6218 8074 sales@coilcraft.com.cn
Singapore + 65-6484 8412 sales@coilcraft.com.sg

Document 171-1 Revised 01/12/11

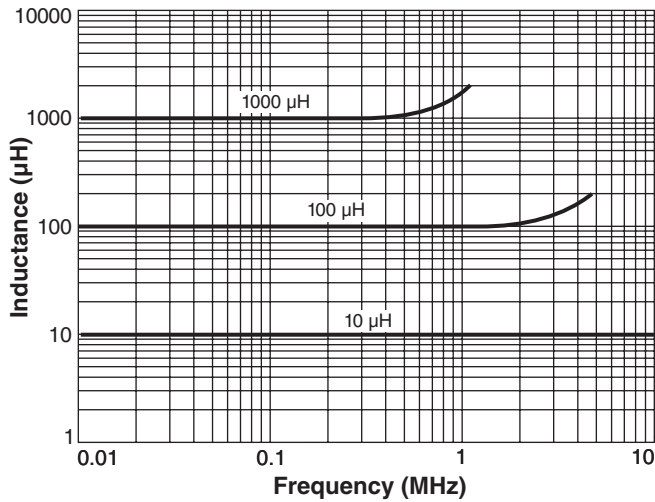
© Coilcraft Inc. 2021

This product may not be used in medical or high risk applications without prior Coilcraft approval. Specification subject to change without notice. Please check web site for latest information.

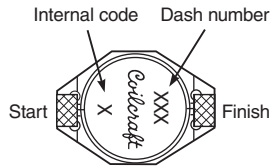
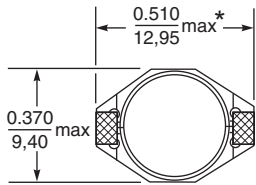
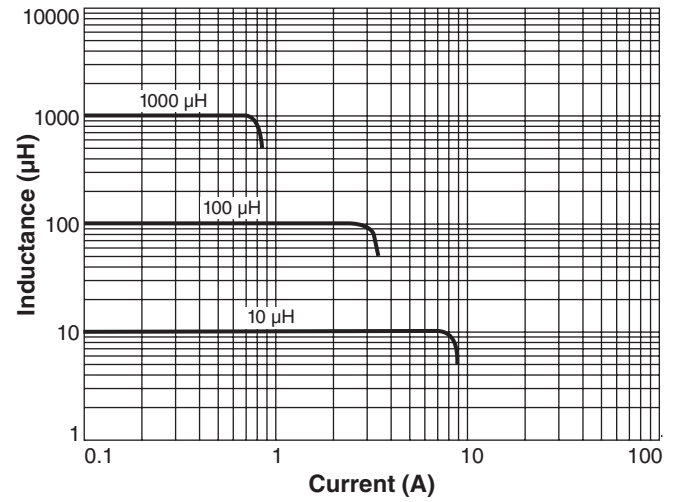


SMT Power Inductors – DO3340P Series

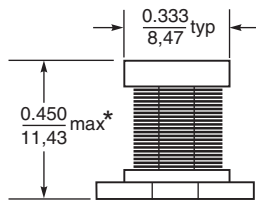
Typical L vs Frequency



Typical L vs Current

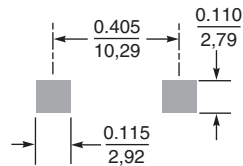
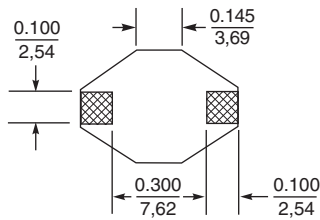


Part marking since Feb. 2005. Parts manufactured prior to that date may have color dots. Visit www.coilcraft.com/coilpowr.cfm for color dot marking details.



* Allow an additional 0.01/0,254 in length and 0.005/0,127 in height for optional tin-lead and tin-silver-copper application.

Recommended Land Pattern



Dimensions are in inches/mm



US +1-847-639-6400 sales@coilcraft.com
UK +44-1236-730595 sales@coilcraft-europe.com
Taiwan +886-2-2264 3646 sales@coilcraft.com.tw
China +86-21-6218 8074 sales@coilcraft.com.cn
Singapore + 65-6484 8412 sales@coilcraft.com.sg

Document 171-2 Revised 01/12/11
 © Coilcraft Inc. 2021
 This product may not be used in medical or high risk applications without prior Coilcraft approval. Specification subject to change without notice. Please check web site for latest information.