



Wirewound Ferrite Beads 026011F

- Higher performance than other surface mount ferrite beads in the market
- High impedance across wide bandwidth; up to GHz band
- Extremely low DCR for high current applications
- Ferrite construction and heavy gauge wire for high current handling
- Eliminates high frequency noise in power supplies or RF signal isolation applications

Part number ¹	Inductance ² ±5% (nH)	Impedance typ (Ohms)		SRF typ ³ (MHz)	DCR max ⁴ (Ohms)	Irms ⁵ (mA)	B dim max (in / mm)
		100 MHz	900 MHz				
026011F-270XJR_	27	16.60	133.7	3900	0.125	480	0.015 / 0,38
026011F-720XJR_	72	42.10	353.7	2600	0.460	210	0.013 / 0,33
026011F-101XJR_	100	59.20	506.1	2300	0.570	200	0.013 / 0,33
026011F-151XJR_	150	91.52	747.2	1800	0.680	190	0.013 / 0,33
026011F-271XJR_	270	154.4	1434	1600	1.30	130	0.013 / 0,33
026011F-431XJR_	430	253.0	2507	1100	2.10	100	0.013 / 0,33
026011F-561XJR_	560	320.5	3435	1000	3.10	90	0.013 / 0,33

1. When ordering, please specify **packaging** code:

026011F-561XJR_Y

Packaging: W = 7" machine-ready reel. EIA-481 punched paper tape (2000 parts per full reel). Quantities less than full reel available: in tape (not machine ready) or with leader and trailer (\$25 charge).

Y = 7" machine-ready reel. EIA-481 punched paper tape (10,000 parts per full reel).

U = Less than full reel. In an effort to simplify our part numbering system, Coilcraft is eliminating the need for multiple packaging codes. When ordering, simply change the last letter of your part number from U to W.

- Inductance measured at 7.9 MHz using a Coilcraft SMD-F test fixture with an Agilent/HP 4287A impedance analyzer.
- SRF is measured on an Agilent 8753ES (or equivalent) with a Coilcraft SMD-D test fixture.
- DCR is measured on a Keithley 580 Micro-ohmmeter (or equivalent) with a Coilcraft CCF1192 test fixture.
- Current that causes a 15°C temperature rise from 85°C ambient. This information is for reference only and does not represent absolute maximum ratings. Because of their open construction, these parts will not saturate.

Because of its open construction, these parts will not saturate. Refer to Doc 362 "Soldering Surface Mount Components" before soldering.

Core material Ferrite

Environmental RoHS compliant, halogen free

Terminations RoHS compliant matte tin over nickel over silver-platinum-glass frit

Weight 0.9 – 1.1 mg

Ambient temperature -40°C to +85°C with Irms current

Maximum part temperature +100°C (ambient + temp rise)

Storage temperature Component: -40°C to +100°C.

Tape and reel packaging: -40°C to +80°C

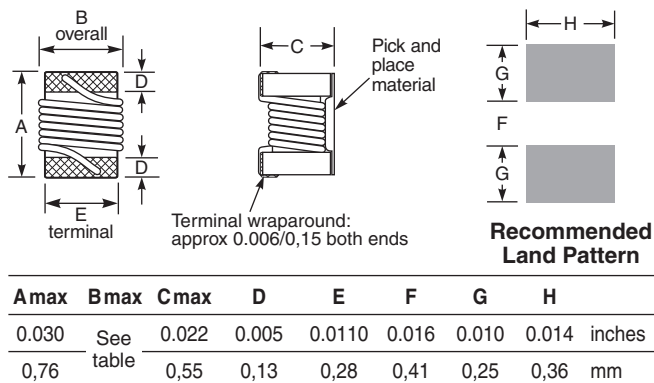
Resistance to soldering heat Max three 40 second reflows at +260°C, parts cooled to room temperature between cycles

Temperature Coefficient of Inductance (TCL) +25 to +150 ppm/°C

Moisture Sensitivity Level (MSL) 1 (unlimited floor life at <30°C / 85% relative humidity)

Packaging 2000 or 10,000 per 7" reel. Paper tape: 8 mm wide, 0.68 mm thick, 2 mm pocket spacing

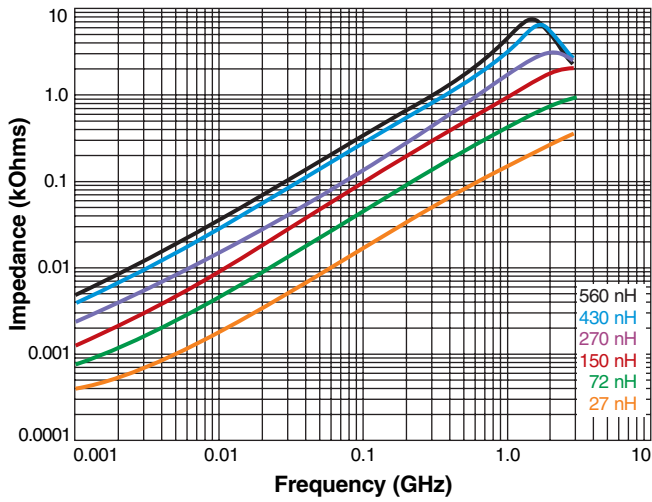
PCB washing Tested to MIL-STD-202 Method 215 plus an additional aqueous wash. See [Doc787_PCB_Washing.pdf](#).



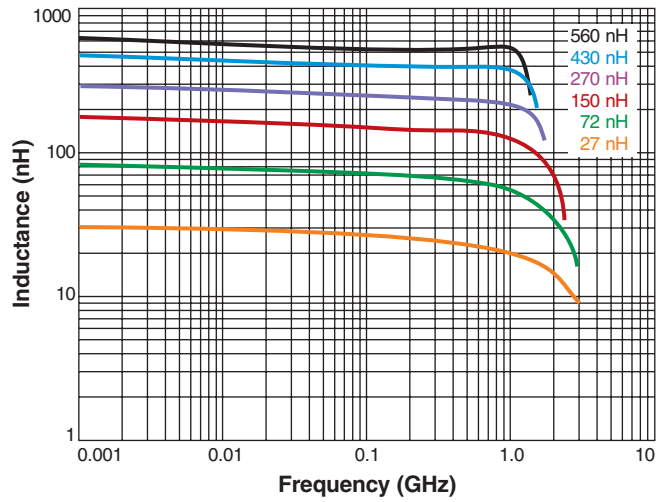


Wirewound Ferrite Beads – 026011F

Typical Impedance vs Frequency



Typical L vs Frequency



US +1-847-639-6400 sales@coilcraft.com
UK +44-1236-730595 sales@coilcraft-europe.com
Taiwan +886-2-2264 3646 sales@coilcraft.com.tw
China +86-21-6218 8074 sales@coilcraft.com.cn
Singapore + 65-6484 8412 sales@coilcraft.com.sg

Document 1477-2 Revised 12/01/21
 © Coilcraft Inc. 2023
 This product may not be used in medical or high risk applications without prior Coilcraft approval. Specification subject to change without notice. Please check web site for latest information.