


# SM Wideband RF Transformers



- Applications: impedance matching, balanced/unbalanced mixing, power splitting, coupling and signal inversion, etc.
- 250 mA max current rating.

**Core material** Ferrite

**Terminations** Tin-Lead over silver-platinum-glass frit

**Weight** 168 mg

**Ambient temperature** -40°C to +85°C

**Storage temperature** Component: -40°C to +85°C.

Tape and reel packaging: -40°C to +80°C

**Resistance to soldering heat** Max three 40 second reflows at +260°C, parts cooled to room temperature between cycles

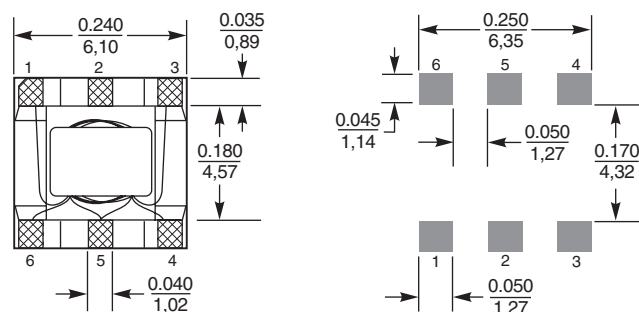
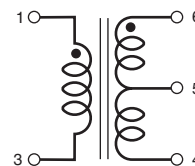
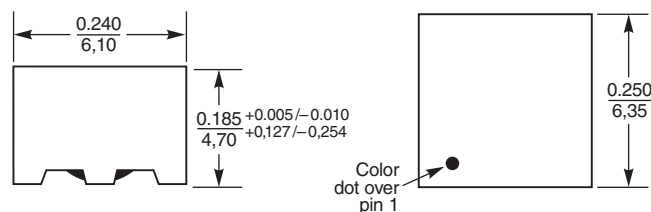
**Moisture Sensitivity Level (MSL)** 1 (unlimited floor life at <30°C / 85% relative humidity)

**Packaging** 1000/13" reel; Plastic tape: 16 mm wide, 0.34 mm thick, 12 mm pocket spacing, 4.83 mm pocket depth

**PCB washing** Tested to MIL-STD-202 Method 215 plus an additional aqueous wash. See [Doc787\\_PCBt\\_Washing.pdf](#).

Part number	Impedance ratio pri:sec	Frequency range (MHz)	Insertion loss max (dB)	Pins 1-3		Pins 6-4	
				L min (µH)	DCR max (mOhms)	L min (µH)	DCR max (mOhms)
Z9169-A	1 : 1 CT	3 – 1000	1.20	1.8	35.0	1.8	40.0
A9899-A	1 : 1 CT	0.26 – 930	0.60	18.0	230.0	18.0	310.0
A9900-A	1 : 1 CT	0.525 – 1000	1.20	7.0	200.0	7.0	200.0

1. Electrical specifications at 25°C. Measurements are referenced to 50 Ohms.



Unless otherwise noted, tolerance for all dimensions ±0.005/0,127.

Dimensions are in  $\frac{\text{inches}}{\text{mm}}$



**US** +1-847-639-6400 sales@coilcraft.com  
**UK** +44-1236-730595 sales@coilcraft-europe.com  
**Taiwan** +886-2-2264 3646 sales@coilcraft.com.tw  
**China** +86-21-6218 8074 sales@coilcraft.com.cn  
**Singapore** + 65-6484 8412 sales@coilcraft.com.sg

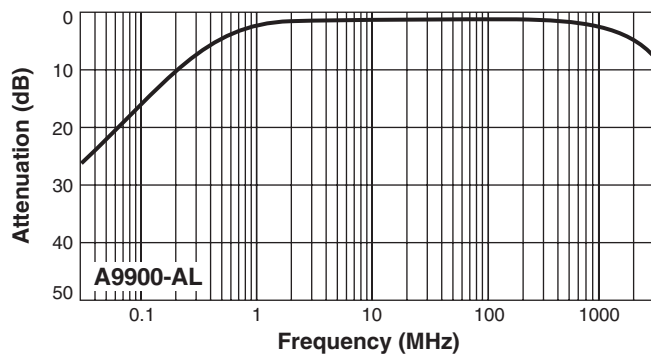
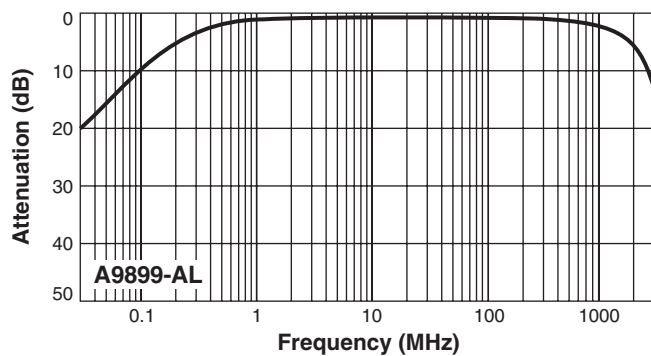
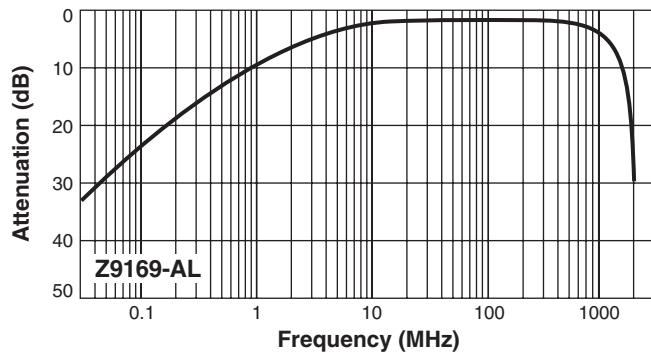
Document 308-1 Revised 04/16/24

© Coilcraft Inc. 2024

This product may not be used in medical or high risk applications without prior Coilcraft approval. Specification subject to change without notice. Please check web site for latest information.

# SM Wideband RF Transformers

## Response Curves



Measured on a network analyzer (re: 50 Ohms)