




Coupled Inductors/Transformers LPH8045



- Three 1:1 windings can be wired in a variety of ways: As a 1:1, 2:1 or 1:2 transformer; as a 1:1 transformer with an aux winding; as a gate drive transformer; as a SEPIC inductor, etc.
- Low DCR; excellent current handling
- 200 Vrms, one minute isolation (hipot) between windings

Core material Ferrite

Environmental RoHS compliant, halogen free

Terminations RoHS compliant matte tin over nickel over silver. Other terminations available at additional cost.

Weight 825 – 875 mg

Ambient temperature -40°C to +85°C with (40°C rise) Irms current.

Maximum part temperature +125°C (ambient + temp rise). **Derating.**

Storage temperature Component: -40°C to +125°C.

Tape and reel packaging: -40°C to +80°C

Resistance to soldering heat Max three 40 second reflows at +260°C, parts cooled to room temperature between cycles

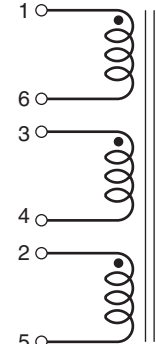
Moisture Sensitivity Level (MSL) 1 (unlimited floor life at <30°C / 85% relative humidity)

Packaging 250/7" reel; 1000/13" reel; Plastic tape: 16 mm wide, 0.28 mm thick, 12 mm pocket spacing, 4.95 mm pocket depth

Recommended pick and place nozzle OD: 8 mm; ID: 4 mm

PCB washing Tested to MIL-STD-202 Method 215 plus an additional aqueous wash. See [Doc787_PCB_Washing.pdf](#).

Part number ¹	Inductance ² ±20% (µH)	DCR (Ohms) ³		SRF typ (MHz)	Isat (A) ⁴			Irms (A) ⁵	
		typ	max		10% drop	20% drop	30% drop	20°C rise	40°C rise
LPH8045-682MR_	6.8	0.208	0.223	31.0	3.30	3.72	3.90	0.95	1.30
LPH8045-822MR_	8.2	0.228	0.250	27.4	3.00	3.40	3.65	0.92	1.26
LPH8045-103MR_	10	0.241	0.261	25.0	2.65	3.10	3.35	0.90	1.21
LPH8045-153MR_	15	0.306	0.331	18.9	2.30	2.65	2.90	0.80	1.09
LPH8045-223MR_	22	0.390	0.395	15.0	1.70	1.90	2.10	0.65	0.89



1. When ordering, please specify **packaging** code:

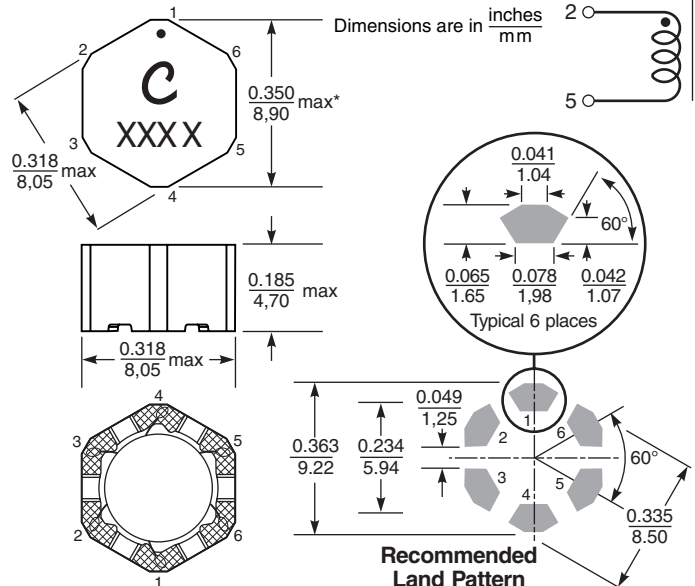
LPH8045-223MRC

Packaging: C = 7" machine-ready reel. EIA-481 embossed plastic tape (250 parts per full reel). Quantities less than full reel available: in tape (not machine ready) or with leader and trailer (\$25 charge).

D = 13" machine-ready reel. EIA-481 embossed plastic tape. Factory order only, not stocked (1000 parts per full reel).

B = Less than full reel. In an effort to simplify our part numbering system, Coilcraft is eliminating the need for multiple packaging codes. When ordering, simply change the last letter of your part number from B to C.

- Inductance is for each winding, measured at 100 kHz, 0.1 Vrms, 0 Adc.
 - DCR is for each winding.
 - DC current at 25°C that causes the specified inductance drop from its value without current.
 - Current that causes the specified temperature rise from 25°C ambient. This information is for reference only and does not represent absolute maximum ratings.
 - Electrical specifications at 25°C.
- Refer to Doc 362 "Soldering Surface Mount Components" before soldering.



* Dimensions are of the case not including the termination. For maximum overall dimensions including the termination, add 0.005 in / 0.13 mm.
For optional tin-lead and tin-silver-copper terminations, dimensions are for the mounted part. Dimensions before mounting can be an additional 0.005 inch / 0.13 mm).



US +1-847-639-6400 sales@coilcraft.com
UK +44-1236-730595 sales@coilcraft-europe.com
Taiwan +886-2-2264 3646 sales@coilcraft.com.tw
China +86-21-6218 8074 sales@coilcraft.com.cn
Singapore + 65-6484 8412 sales@coilcraft.com.sg

Document 921-1 Revised 11/15/23

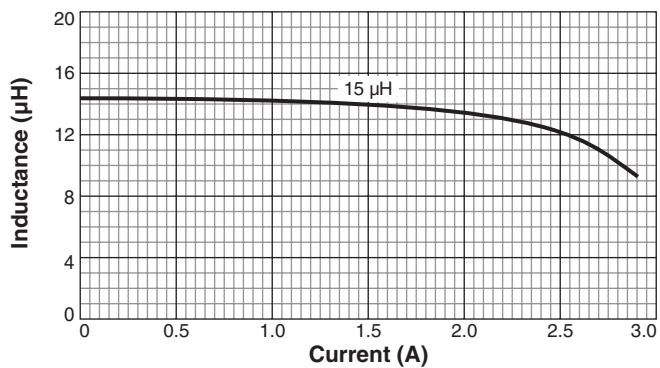
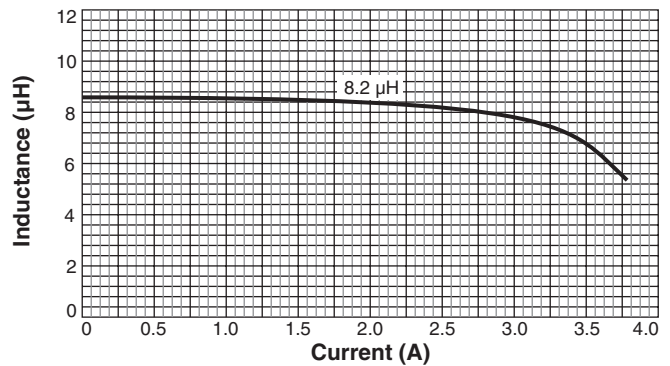
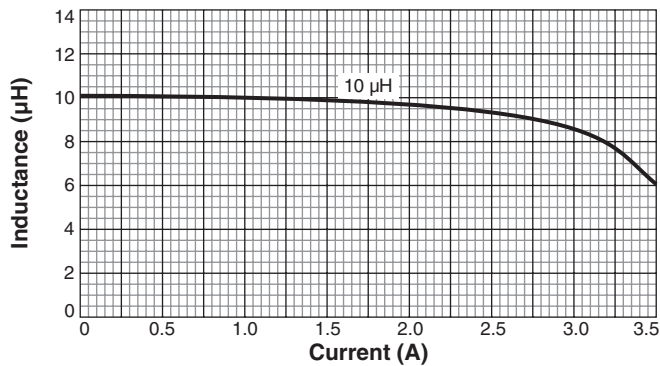
© Coilcraft Inc. 2023

This product may not be used in medical or high risk applications without prior Coilcraft approval. Specification subject to change without notice. Please check web site for latest information.

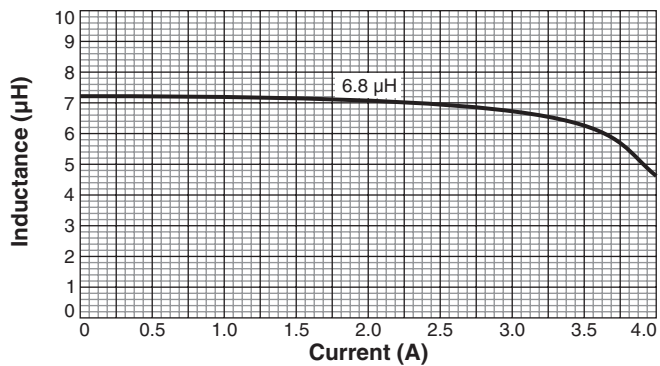
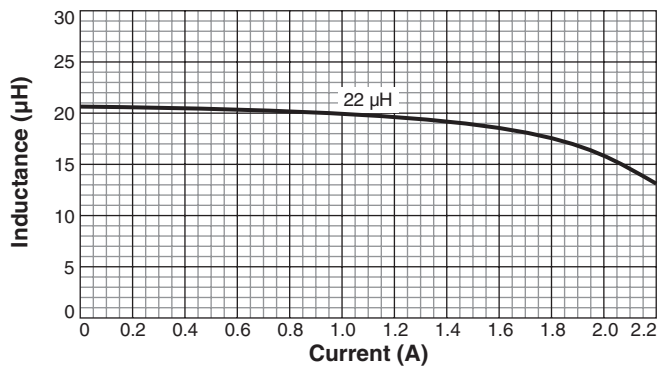
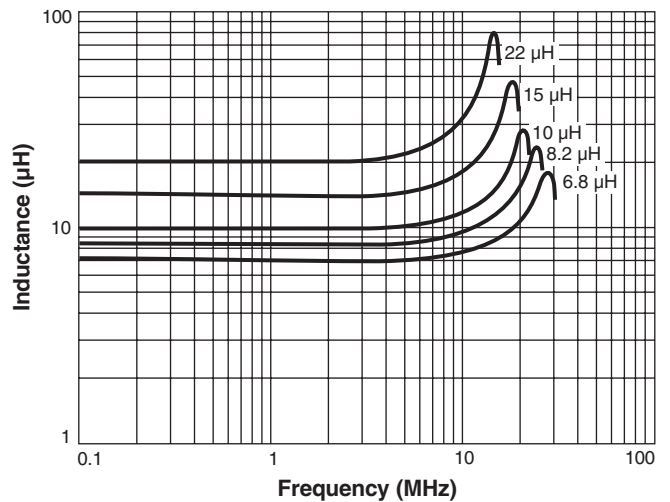


LPH8045 Coupled Inductors/Transformers

L vs Current



L vs Frequency



US +1-847-639-6400 sales@coilcraft.com
UK +44-1236-730595 sales@coilcraft-europe.com
Taiwan +886-2-2264 3646 sales@coilcraft.com.tw
China +86-21-6218 8074 sales@coilcraft.com.cn
Singapore + 65-6484 8412 sales@coilcraft.com.sg

Document 921-2 Revised 11/15/23

© Coilcraft Inc. 2023

This product may not be used in medical or high risk applications without prior Coilcraft approval. Specification subject to change without notice. Please check web site for latest information.