


NEW!

SMT Isolation Transformer

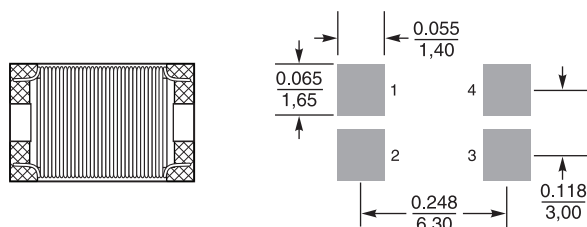
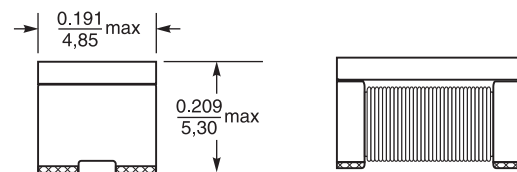
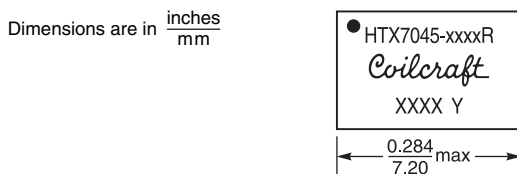


- 4K VDC Hi-Pot ideal for isolated SPI communication and gate drive applications
- Applications include Battery Management Systems and Industrial Networking
- 4.9 mm creepage and clearance Material Group 1 (CTI > 600)⁶
- Reduced board space compared to traditional core and bobbin types
- Cost-effective and fully-automated for the highest quality
- AEC-Q200 Grade 1 (-40°C to +125°C)

Core material Ferrite
Terminations RoHS compliant tin over nickel over silver glass frit.
Weight 0.53 – 0.54 g
Max part temperature +125°C
Ambient temperature -40°C to +125°C
Storage temperature Component: -40°C to +125°C
 Tape and reel packaging: -40°C to +80°C
Resistance to soldering heat Max three 40 second reflows at +260°C, parts cooled to room temperature between cycles
Moisture Sensitivity Level (MSL) 1 (unlimited floor life at <30°C / 85% relative humidity)
PCB washing Tested with pure water or alcohol only. For other solvents, see [Doc787_PCB_Washing.pdf](#)

Part number ¹	Turns ratio pri : sec	Primary inductance ² ±25% (µH)	Leakage inductance ³ max (µH)	DCR max (Ohms)		Isolation ⁴ (Vrms/VDC)	Volt-time product (V-µsec)	Capacitance ⁵ max (pF)
				Pri	Sec			
HTX7045-104CR_	1 : 2	100	0.60	0.46	0.80	2800 / 4000	38.8	18
HTX7045-184AR_	1 : 1	180	1.0	0.55	0.55	2800 / 4000	51.8	20

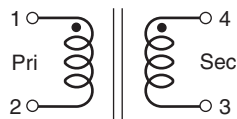
- When ordering, please specify **turns ratio** and **packaging** codes:
 HTX7045-184ARC
Turns ratio: A = 1:1 C = 1:2
Packaging: C = 7" machine-ready reel. EIA-481 embossed plastic tape (350 parts per full reel). Quantities less than full reel available: in tape (not machine ready) or with leader and trailer (\$25 charge).
 D = 13" machine-ready reel. EIA-481 embossed plastic tape. Factory order only, not stocked (1500 parts per full reel).
- Inductance measured at 100 KHz, 0.1 Vrms, 0 Adc
- Leakage inductance measured at 100 kHz, 0.1 Vrms with secondary pins shorted.
- 2800 Vrms, 4000 VDC; one minute isolation (hipot) measured between primary and secondary.
- Capacitance measured from pin 1 to pin 3, 250 KHz, 0.1 Vrms.
- Insulation level may be Functional, Basic, or Reinforced depending on application variables such as working voltage, pollution degree, OVC, and altitude. Please contact [Coilcraft](#) for full details.
- Electrical specifications at 25°C.
 Refer to Doc 362 "Soldering Surface Mount Components" before soldering.



Recommended Land Pattern

Packaging 350/7" reel; 1500/13" reel Plastic tape: 16 mm wide, 0.4 mm thick, 8 mm pocket spacing, 5.5 mm pocket depth

Schematic



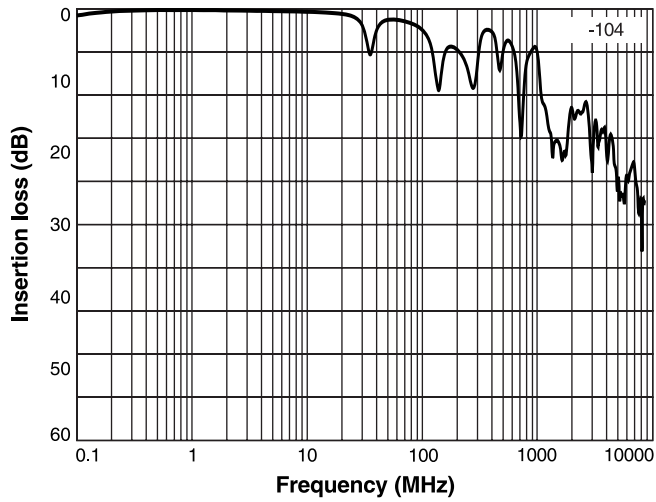
US +1-847-639-6400 sales@coilcraft.com
UK +44-1236-730595 sales@coilcraft-europe.com
Taiwan +886-2-2264 3646 sales@coilcraft.com.tw
China +86-21-6218 8074 sales@coilcraft.com.cn
Singapore + 65-6484 8412 sales@coilcraft.com.sg

Document 1715-1 Revised 08/30/23
 © Coilcraft Inc. 2023
 This product may not be used in medical or high risk applications without prior Coilcraft approval. Specification subject to change without notice. Please check web site for latest information

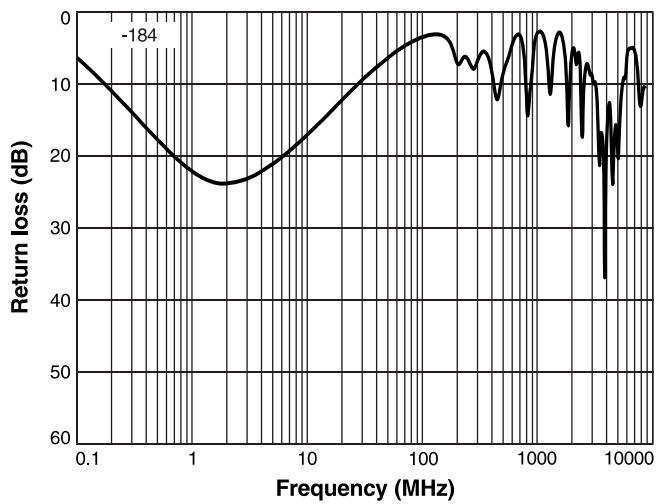
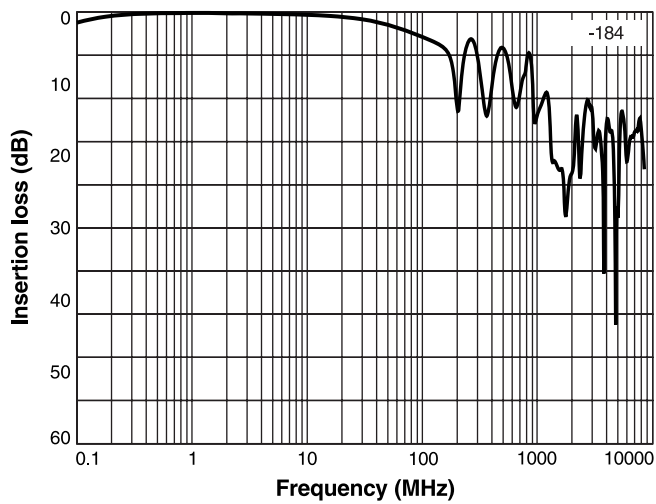
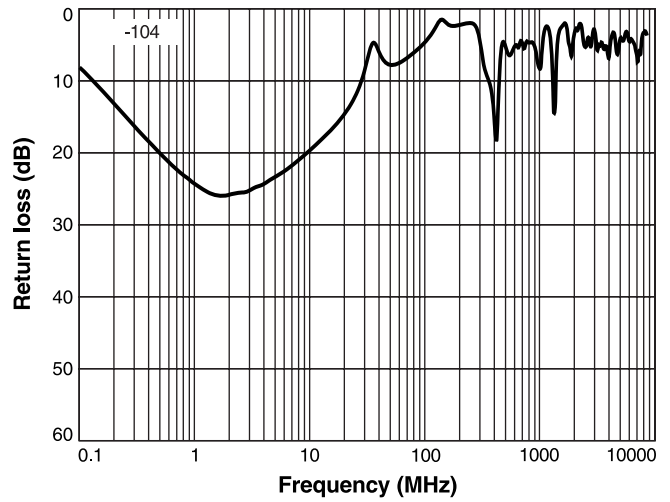


HTX7045 Series

Insertion loss



Return loss



US +1-847-639-6400 sales@coilcraft.com
UK +44-1236-730595 sales@coilcraft-europe.com
Taiwan +886-2-2264 3646 sales@coilcraft.com.tw
China +86-21-6218 8074 sales@coilcraft.com.cn
Singapore + 65-6484 8412 sales@coilcraft.com.sg

Document 1715-2 Revised 08/30/23

© Coilcraft Inc. 2023

This product may not be used in medical or high risk applications without prior Coilcraft approval. Specification subject to change without notice. Please check web site for latest information.