


# Shielded Power Inductors – EPL2010



- Smallest shielded power inductors; 2.0 × 2.0 × 1 mm high
- Extremely low DCR and very high SRF ratings
- AEC-Q200 Grade 3 (–40°C to +85°C)
- Isat ratings as high as 2.9 A

**Designer's Kit C412** contains 5 each of all values

**Core material** Ferrite

**Environmental** RoHS compliant, halogen free

**Terminations** Since August, 2008: RoHS compliant tin-silver-copper (96.5/3/0.5) over tin over nickel over silver-platinum. Prior to August, 2008: RoHS compliant tin-silver-copper over gold over nickel over silver-platinum.

**Weight** 13 – 18 mg

**Ambient temperature** –40°C to +85°C with (40°C rise) Irms current.

**Maximum part temperature** +125°C (ambient + temp rise). [Derating](#).

**Storage temperature** Component: –40°C to +125°C.

Tape and reel packaging: –40°C to +80°C

**Resistance to soldering heat** Max three 40 second reflows at +260°C, parts cooled to room temperature between cycles

**Moisture Sensitivity Level (MSL)** 1 (unlimited floor life at <30°C / 85% relative humidity)

**PCB washing** Tested to MIL-STD-202 Method 215 plus an additional aqueous wash. See [Doc787\\_PCB\\_Washing.pdf](#).

Part number <sup>1</sup>	Inductance <sup>2</sup> ±20% (µH)	DCR (Ohms) <sup>3</sup>		SRF typ <sup>4</sup> (MHz)	Isat (A) <sup>5</sup>			Irms (A) <sup>6</sup>	
		nom	max		10% drop	20% drop	30% drop	20°C rise	40°C rise
EPL2010-181ML_	0.18	0.024	0.029	615	1.3	2.2	2.9	2.37	3.17
EPL2010-271ML_	0.27	0.032	0.038	412	1.2	2.1	2.6	1.76	2.31
EPL2010-301ML_	This part number has been changed to EPL2010-271. The EPL2010-301 is not available								
EPL2010-421ML_	0.42	0.040	0.048	283	1.0	1.6	2.2	1.66	2.16
EPL2010-471ML_	This part number has been changed to EPL2010-421. The EPL2010-471 is not available								
EPL2010-681ML_	0.68	0.058	0.070	214	0.80	1.3	2.0	1.48	1.94
EPL2010-821ML_	0.82	0.068	0.082	173	0.70	1.2	1.6	1.28	1.68
EPL2010-102ML_	1.0	0.099	0.119	145	0.65	1.0	1.35	1.04	1.36
EPL2010-152ML_	1.5	0.141	0.155	102	0.60	0.95	1.30	0.799	1.04
EPL2010-222ML_	2.2	0.202	0.222	80	0.43	0.78	1.05	0.751	0.978
EPL2010-332ML_	3.3	0.272	0.299	63	0.35	0.63	0.85	0.671	0.879
EPL2010-472ML_	4.7	0.429	0.472	50	0.30	0.47	0.65	0.527	0.680
EPL2010-682ML_	6.8	0.512	0.563	46	0.24	0.43	0.57	0.440	0.575
EPL2010-822ML_	8.2	0.827	0.910	42	0.22	0.40	0.53	0.415	0.520
EPL2010-103ML_	10	0.914	1.00	33	0.20	0.35	0.47	0.392	0.495
EPL2010-123ML_	12	0.939	1.12	32	0.15	0.26	0.35	0.380	0.480

1. When ordering, please specify **termination** and **packaging** codes:

### EPL2010-123MLC

**Termination:** L = RoHS compliant tin-silver-copper over tin over nickel  
Special order, added cost: S = non-RoHS tin-lead (63/37).

**Packaging:** C = 7" machine-ready reel. EIA-481 embossed plastic tape (2000 parts per full reel). Quantities less than full reel available: in tape (not machine ready) or with leader and trailer (\$25 charge).

D = 13" machine-ready reel. EIA-481 embossed plastic tape. Factory order only, not stocked (7500 parts per full reel).

B = Less than full reel. In an effort to simplify our part numbering system, Coilcraft is eliminating the need for multiple packaging codes. When ordering, simply change the last letter of your part number from B to C.

2. Inductance tested at 1 MHz, 0.1 Vrms, 0 Adc.

3. DCR measured on a micro-ohmmeter.

4. SRF measured using Agilent/HP 4395A network analyzer or equivalent.

5. DC current at 25°C that causes the specified inductance drop from its value without current. [Click for temperature derating information](#).

6. Current that causes the specified temperature rise from 25°C ambient. This information is for reference only and does not represent absolute maximum ratings. [Click for temperature derating information](#).

7. Electrical specifications at 25°C.

Refer to Doc 362 "Soldering Surface Mount Components" before soldering.



www.coilcraft.com

**US** +1-847-639-6400 sales@coilcraft.com

**UK** +44-1236-730595 sales@coilcraft-europe.com

**Taiwan** +886-2-2264 3646 sales@coilcraft.com.tw

**China** +86-21-6218 8074 sales@coilcraft.com.cn

**Singapore** + 65-6484 8412 sales@coilcraft.com.sg

Document 584-1 Revised 11/22/22

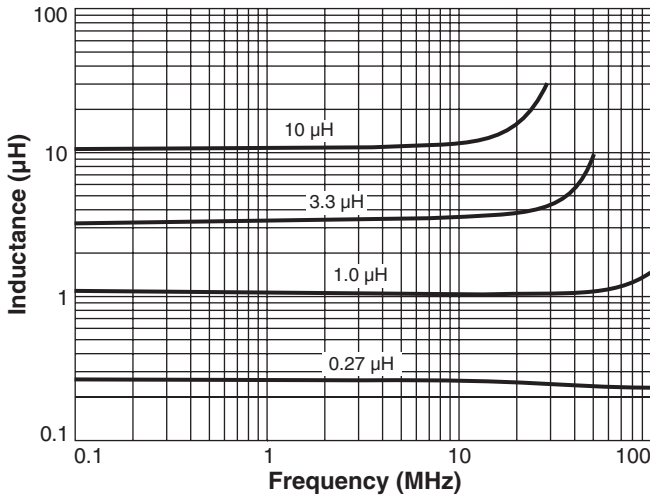
© Coilcraft Inc. 2022

This product may not be used in medical or high risk applications without prior Coilcraft approval. Specification subject to change without notice. Please check web site for latest information.

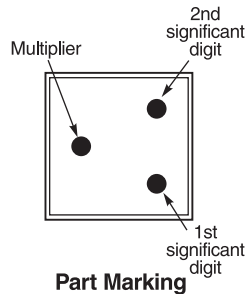
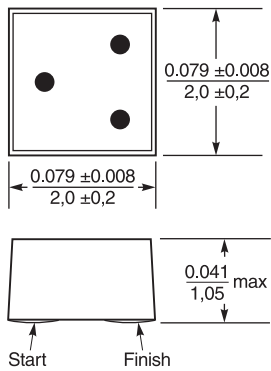
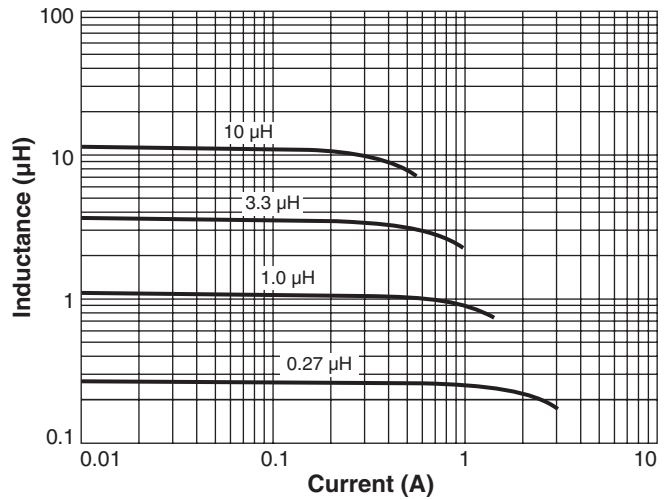


# Shielded Power Inductors – EPL2010 Series

## Typical L vs Frequency

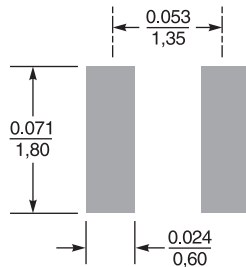
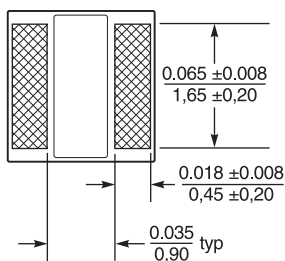


## Typical L vs Current



Part Marking

Recommended Land Pattern



Dimensions are in inches mm

## Part Marking (Parts manufactured prior to Oct. 20, 2009 may not be marked.)

Part number	Value	1st digit	2nd digit	Multiplier
EPL2010-181	0.18 µH	Brown	Gray	Brown
EPL2010-271	0.27 µH	Red	Violet	Brown
EPL2010-421	0.42 µH	Yellow	Red	Brown
EPL2010-681	0.68 µH	Blue	Gray	Brown
EPL2010-821	0.82 µH	Gray	Red	Brown
EPL2010-102	1.0 µH	Brown	Black	Red
EPL2010-152	1.5 µH	Brown	Green	Red
EPL2010-222	2.2 µH	Red	Red	Red
EPL2010-332	3.3 µH	Orange	Orange	Red
EPL2010-472	4.7 µH	Yellow	Violet	Red
EPL2010-682	6.8 µH	Blue	Gray	Red
EPL2010-822	8.2 µH	Gray	Red	Red
EPL2010-103	10 µH	Brown	Black	Orange
EPL2010-123	12 µH	Brown	Red	Orange

Note: All marked parts have three dots. Black dot, used only on -102 and -103 as the second significant digit, may be very difficult to see.

Small surface blemishes are not unusual and do not adversely affect performance. Wire may be visible inside the voids.

Acceptable void sizes:  
 Top: 0.01 in / 0,254 mm × 0.01 in / 0,254 mm  
 Sides: 0.02 in / 0,5 mm × 0.047 in / 1,2 mm

For optional tin-lead and tin-silver-copper terminations, dimensions are for the mounted part. Dimensions before mounting can be an additional 0.005 inch / 0.13 mm.

**Packaging** 2000/7" reel; 7500/13" reel Plastic tape: 8 mm wide, 0.28 mm thick, 4 mm pocket spacing, 1.3 mm pocket depth



**US** +1-847-639-6400 sales@coilcraft.com  
**UK** +44-1236-730595 sales@coilcraft-europe.com  
**Taiwan** +886-2-2264 3646 sales@coilcraft.com.tw  
**China** +86-21-6218 8074 sales@coilcraft.com.cn  
**Singapore** + 65-6484 8412 sales@coilcraft.com.sg

Document 584-2 Revised 11/22/22

© Coilcraft Inc. 2022

This product may not be used in medical or high risk applications without prior Coilcraft approval. Specification subject to change without notice. Please check web site for latest information.