


NEW!

LLC Half-Bridge Transformers For Isolated Gate Driver Bias Supply



- Low interwinding capacitance to minimize EMI and achieve high CMTI (Common Mode Transient Immunity)
- Optimized for isolated bias supplies for SiC and GaN gate drivers, such as Texas Instrument UCC25800-Q1
- Ideal for automotive OBC and traction Inverters in EV/HEV
- Highly automated for cost-effective and exceptional quality and reliability
- AEC-Q200 (-40°C to +125°C) and Isolation (VDC) 4000⁷

Core material Ferrite

Terminations RoHS compliant tin over nickel over silver glass frit.

Weight 0.53 – 0.54 g

Max part temperature +125°C

Ambient temperature -40°C to +125°C

Storage temperature Component: -40°C to +125°C.

Tape and reel packaging: -40°C to +80°C

Resistance to soldering heat Max three 40 second reflows at +260°C, parts cooled to room temperature between cycles

Moisture Sensitivity Level (MSL) 1 (unlimited floor life at <30°C / 85% relative humidity)

Packaging 350/7" reel; 1500/13" reel Plastic tape: 16 mm wide, 0.4 mm thick, 8 mm pocket spacing, 5.5 mm pocket depth

PCB washing Tested with pure water or alcohol only. For other solvents, see [Doc787_PCB_Washing.pdf](#)

Part number ¹	Turns ratio Pri : Sec	Inductance ² ±30% (µH)		DCR max ³ (Ohms)		Leakage L ⁴ ±20% (µH)		Irms ⁵ (mA)	Volt-time product (V-µsec)	Cap ⁶ max (pF)
		Pri	Sec	Pri	Sec	Pri	Sec			
HTX7045C-753ARC	1 : 1	75	75	0.35	0.35	8.5	8.5	730	33.9	0.75
HTX7045C-104ARC	1 : 1	100	100	0.40	0.40	9.5	9.5	680	38.8	0.90
HTX7045C-124DRC	1.5 : 1	120	54	0.42	0.28	12.5	5.5	660	38.8	0.70
HTX7045C-124ERC	1.33 : 1	120	68	0.42	0.32	12	6.5	660	45.3	0.70
HTX7045C-124FRC	1.2 : 1	120	84	0.42	0.35	11	7.5	660	38.8	0.75
HTX7045C-134BRC	2.5 : 1	130	21	0.44	0.17	15	2.5	660	45.3	0.70
HTX7045C-144CRC	2.0 : 1	140	35	0.45	0.23	15	3.5	640	45.3	0.75

1. When ordering, please specify **turns ratio** and **packaging** codes:

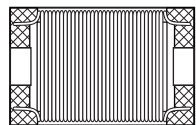
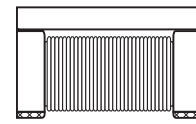
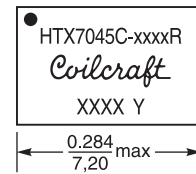
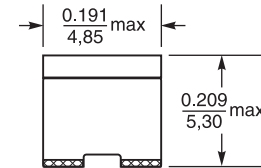
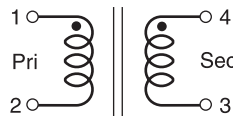
HTX7045C-144CRC

Turns ratio: A = 1:1 B = 2.5:1 C = 2:1 D = 1.5:1
E = 1.33:1 F = 1.2:1

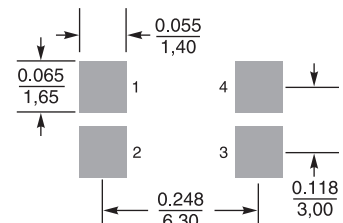
Packaging: C = 7" machine-ready reel. EIA-481 embossed plastic tape (350 parts per full reel). Quantities less than full reel available: in tape (not machine ready) or with leader and trailer (\$25 charge).

D = 13" machine-ready reel. EIA-481 embossed plastic tape. Factory order only, not stocked (1500 parts per full reel).

- Inductance measured at 100 kHz, 0.1 Vrms, 0 ADC on an Agilent 4263B (or equivalent) with a Coilcraft CCF1546 test fixture.
- DCR is measured on a Keithley 580 Micro-ohmmeter (or equivalent).
- Leakage Inductance LL is measured at 100 KHz, 0.1 Vrms on an Agilent 4263B (or equivalent) with a Coilcraft CCF1546 test fixture, Sec is shorted for PRI LL / PRI is shorted for SEC LL.
- Current that causes a 40°C rise from 25°C when applied to the primary winding with secondary current defined by the turns ratio.
- Capacitance Cp is measured at 250 KHz, 0.1 Vrms on Voltech with CCF1611 test fixture.
- 2800 Vrms, 4000 VDC; one minute isolation (hipot) measured between primary and secondary. 4.9 mm creepage and clearance Material Group 1 (CTI>600).
- Electrical specifications at 25°C. Refer to Doc 362 "Soldering Surface Mount Components" before soldering.



Dimensions are in inches / mm



Recommended Land Pattern



US +1-847-639-6400 sales@coilcraft.com
UK +44-1236-730595 sales@coilcraft-europe.com
Taiwan +886-2-2264 3646 sales@coilcraft.com.tw
China +86-21-6218 8074 sales@coilcraft.com.cn
Singapore + 65-6484 8412 sales@coilcraft.com.sg

Document 1783-1 Revised 02/07/24

© Coilcraft Inc. 2024

This product may not be used in medical or high risk applications without prior Coilcraft approval. Specification subject to change without notice. Please check web site for latest information.