


Through Hole Data Line EMI Filters



These filters are designed to virtually eliminate conducted EMI in data line applications. They provide exceptional common mode noise reduction from 5 MHz to 300 MHz while passing signal line data frequencies below 200 MHz with minimal attenuation.

These low resistance filters feature excellent electrical isolation, environmental stability and low cost. Optional covers make them auto insertable. They also meet IEC 695-2-2 needle flame test requirements. There are 8, 4, 3 and 2-line versions with DC current capacity of 100 mA (DLF x000 series) or 500 mA (DLF x500 series).

Coilcraft **Designer's Kit D303** contains four samples of all values shown plus samples of our PDLF and CCDLF surface mount filters. To order, contact Coilcraft or visit <http://order.coilcraft.com>.

Part number	Lines	Common mode peak impedance (kOhms)	Cutoff frequency ² (MHz)	Inductance ³ min (µH)	DCR max ⁴ (mOhms)	Isolation ⁵ (Vrms)	Current max (mA)
DLF 8000L ¹	8	2.03 @ 8.3 MHz	200	28	100	300	100
DLF 8500L ¹	8	0.60 @ 40 MHz	1000	5	45	300	500
DLF 4000L	4	2.13 @ 12 MHz	390	28	100	300	100
DLF 4500L	4	1.62 @ 14 MHz	730	24	45	300	500
DLF 3000L ¹	3	1.98 @ 13 MHz	650	28	100	300	100
DLF 3500L	3	1.45 @ 15 MHz	670	24	45	300	500
DLF 2000L ¹	2	2.03 @ 14 MHz	660	28	100	300	100
DLF 2500L ¹	2	1.55 @ 14 MHz	610	24	45	300	500

- For optional cover add "C" to part number just before the "L": e.g. DLF 8500CL. Not available on 3500, 4000 and 4500 parts.
- Frequency at which the differential mode attenuation equals -3 dB
- Inductance is per winding.
- DCR is specified per winding.
- Winding to winding isolation (hipot) tested for one minute.
- Operating temperature range -40°C to +85°C.
- Electrical specifications at 25°C.

Core material Ferrite

Terminations Tin-silver over tin over phos bronze

Ambient temperature -40°C to +85°C

Storage temperature Component: -40°C to +85°C.
Tape and reel packaging: -40°C to +80°C

Resistance to soldering heat Max three 40 second reflows at +260°C, parts cooled to room temperature between cycles

Moisture Sensitivity Level (MSL) 1 (unlimited floor life at <30°C / 85% relative humidity)

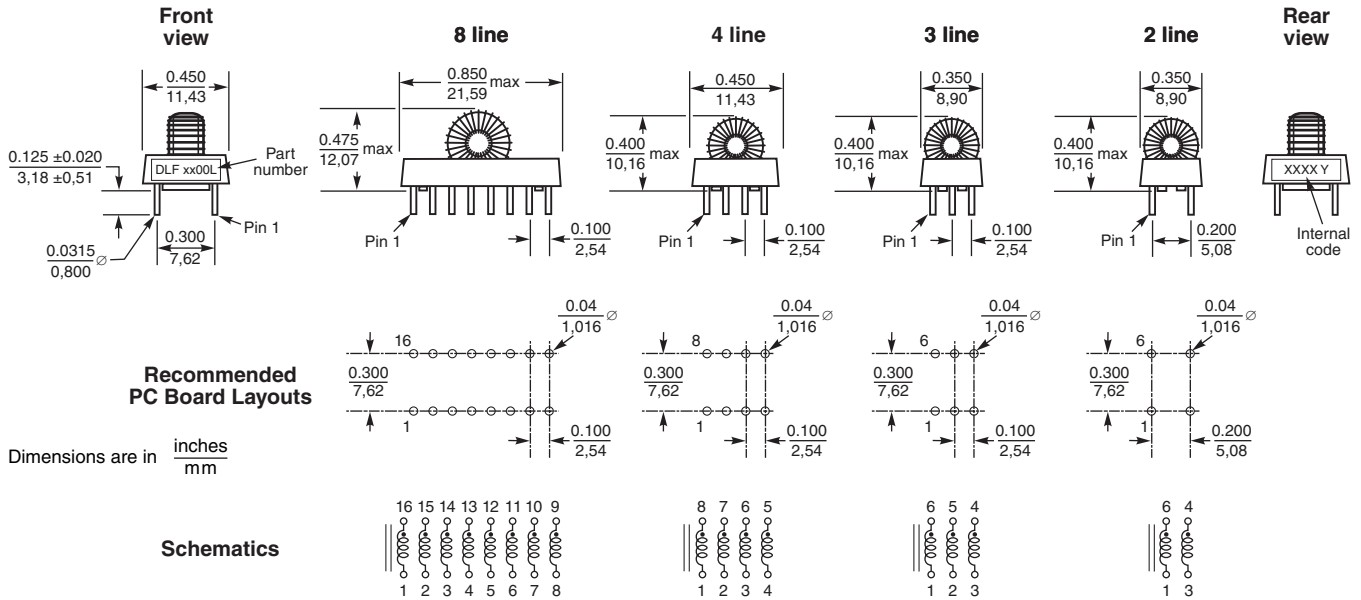
PCB washing Tested to MIL-STD-202 Method 215 plus an additional aqueous wash. See [Doc787_PCBt_Washing.pdf](#).

Part number	Weight typ (g)	Packaging
DLF 2000L	0.74	75 per tube
DLF 2000CL	1.32	64 per tube
DLF 2500L	0.78	75 per tube
DLF 2500CL	1.36	64 per tube
DLF 3000L	0.83	75 per tube
DLF 3000CL	1.41	64 per tube
DLF 3500L	0.91	75 per tube
DLF 4000L	0.95	55 per tube
DLF 4500L	1.09	55 per tube
DLF 8000L	1.56	27 per tube
DLF 8000CL	2.70	25 per tube
DLF 8500L	2.22	27 per tube
DLF 8500CL	3.36	25 per tube



Through Hole Data Line EMI Filters

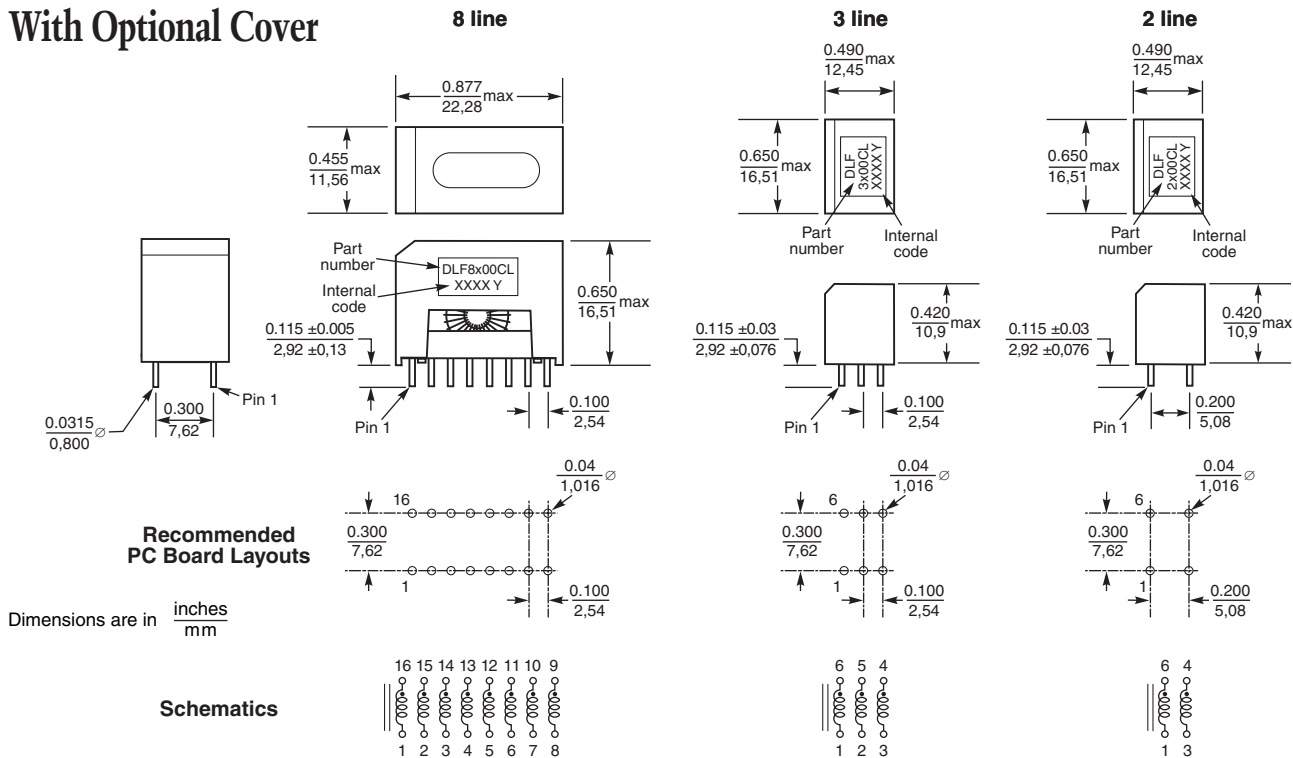
Without Optional Cover



Dimensions are in inches / mm

Note: Polarity marking is for reference only. Parts may be inserted into the circuit with polarity reversed without affecting performance.

With Optional Cover



Dimensions are in inches / mm

Note: Polarity marking is for reference only. Parts may be inserted into the circuit with polarity reversed without affecting performance.



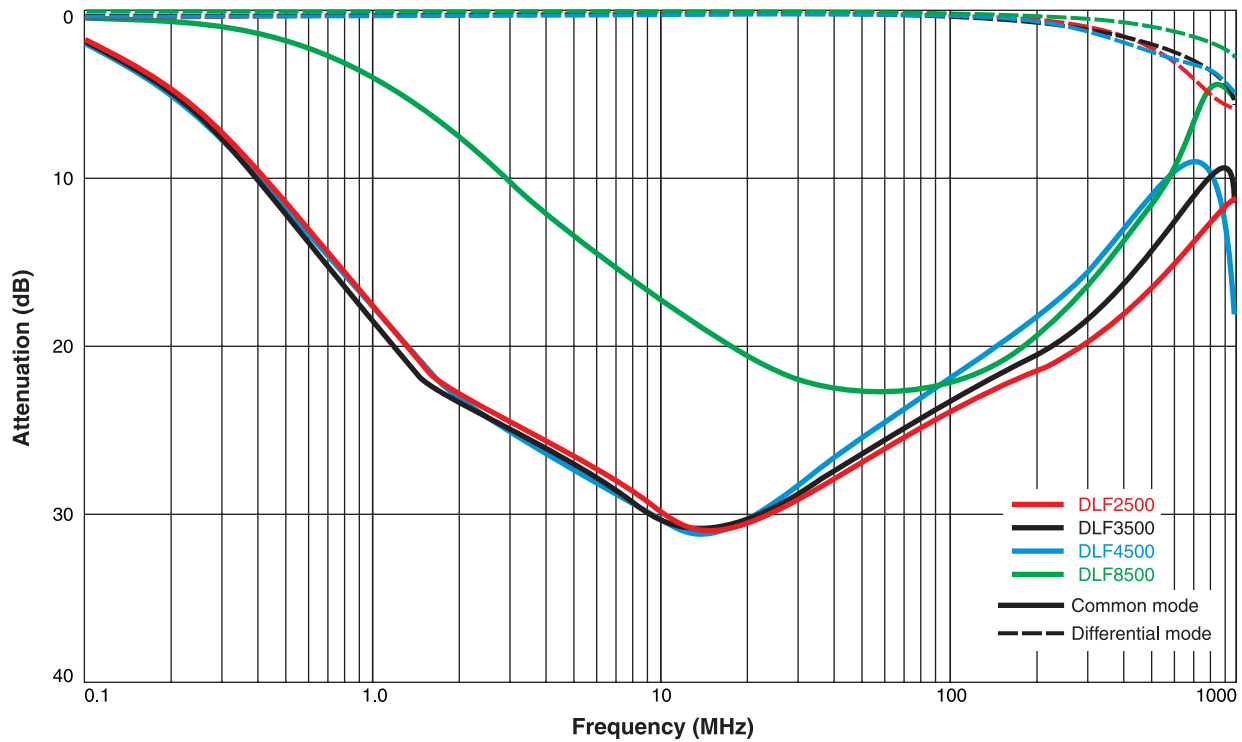
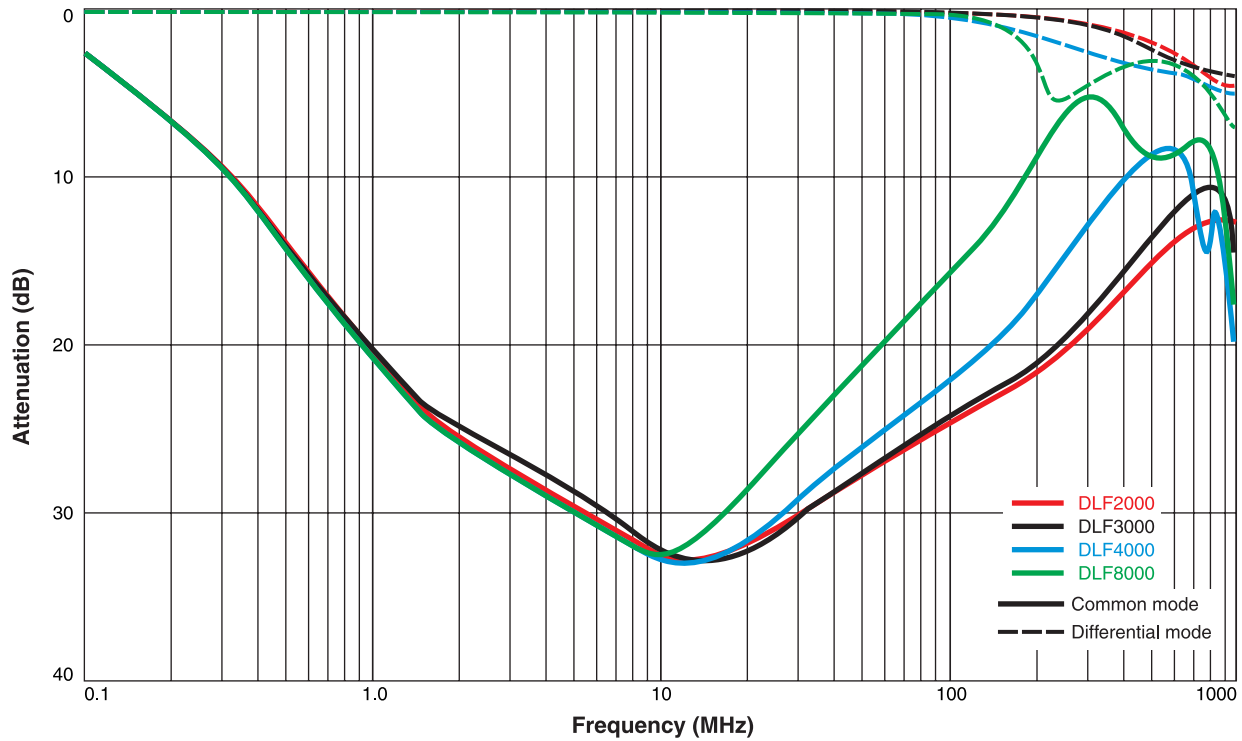
US +1-847-639-6400 sales@coilcraft.com
 UK +44-1236-730595 sales@coilcraft-europe.com
 Taiwan +886-2-2264 3646 sales@coilcraft.com.tw
 China +86-21-6218 8074 sales@coilcraft.com.cn
 Singapore +65-6484 8412 sales@coilcraft.com.sg

Document 149-2 Revised 02/17/22
 © Coilcraft Inc. 2022
 This product may not be used in medical or high risk applications without prior Coilcraft approval. Specification subject to change without notice. Please check web site for latest information.



Through Hole Data Line EMI Filters

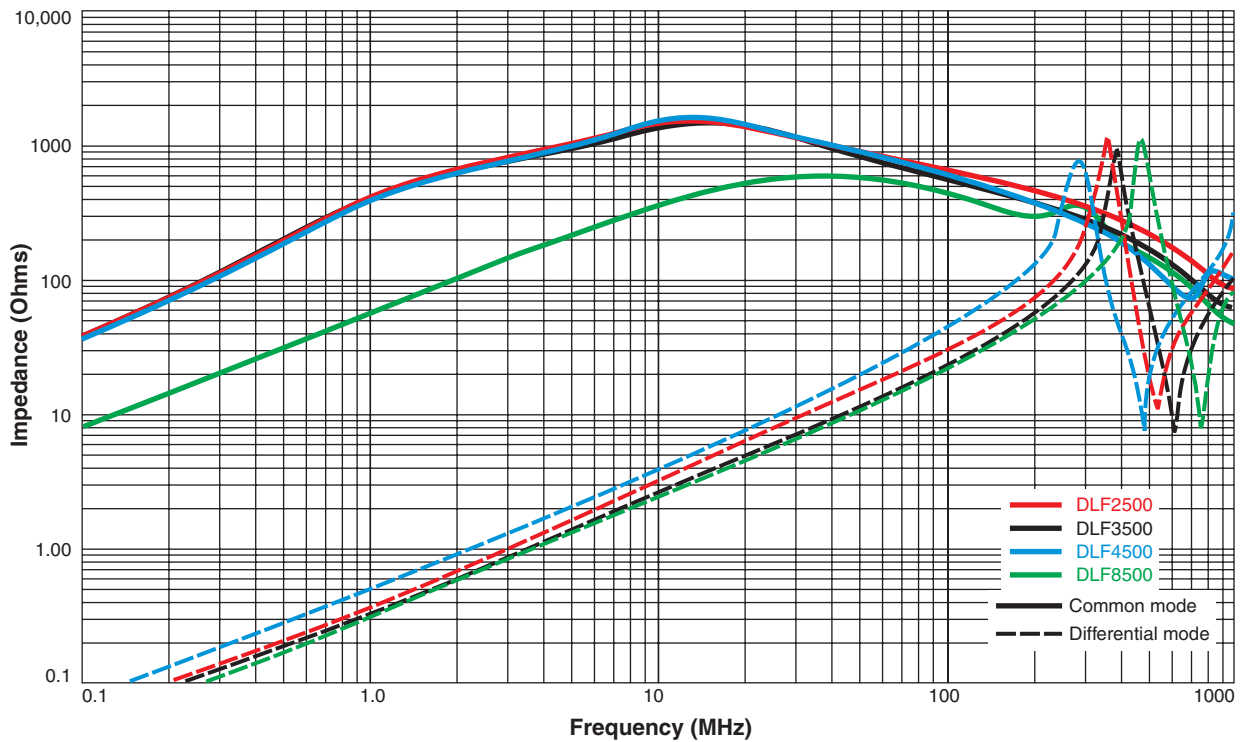
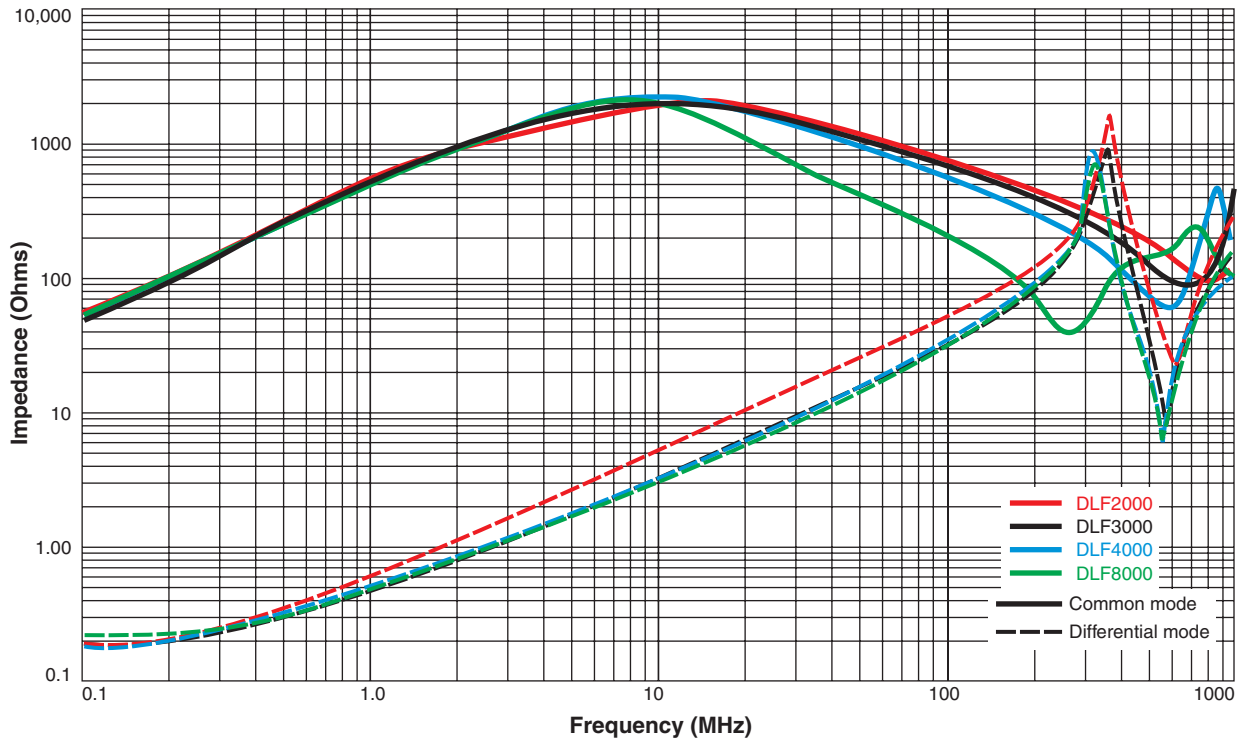
Typical Attenuation (Ref: 50 Ohms)





Through Hole Data Line EMI Filters

Typical Impedance vs Frequency



US +1-847-639-6400 sales@coilcraft.com
UK +44-1236-730595 sales@coilcraft-europe.com
Taiwan +886-2-2264 3646 sales@coilcraft.com.tw
China +86-21-6218 8074 sales@coilcraft.com.cn
Singapore + 65-6484 8412 sales@coilcraft.com.sg

Document 149-4 Revised 02/17/22
 © Coilcraft Inc. 2022
 This product may not be used in medical or high risk applications without prior Coilcraft approval. Specification subject to change without notice. Please check web site for latest information.