


SMT Planar Transformer



- Optimized for PoE DC/DC Powered Device (PD) resonant forward converters
- Designed to meet IEEE802.3bt standard
- Perfect solution for high power PoE applications up to 100 W
- Optimized for 200 kHz to 350 kHz with 42.5 – 57 V input
- 1500 Vrms, one minute isolation (hipot) between primary and secondary

Core material Ferrite

Terminations Matte tin over nickel over brass

Weight 13 g

Ambient temperature –40°C to +125°C

Storage temperature Component: –40°C to +125°C.

Tray packaging: –40°C to +80°C

Resistance to soldering heat Max three 40 second reflows at +260°C, parts cooled to room temperature between cycles

Moisture Sensitivity Level (MSL) 1 (unlimited floor life at <30°C / 85% relative humidity)

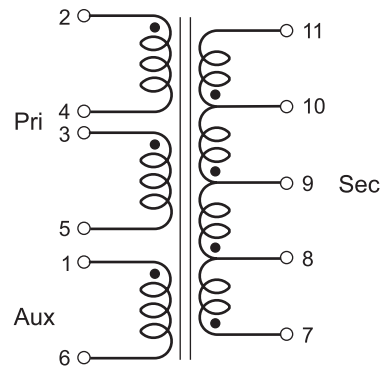
Packaging 36 per tray

PCB washing Tested with pure water or alcohol only. For other solvents, see Doc787_PCB_Washing.pdf

Part number	Primary inductance ¹ ±25% (µH)	Leakage inductance ² max (µH)	DCR max (mOhms)			Turns Ratio pri: sec : aux	Volt-time product typ ³ (Vµsec)	Isolation ⁴ (Vrms)	Output ⁵
			pri	sec	aux				
AA1030-AL	255	0.30	26.2	6.8	58.5	1 : 0.57 : 0.57	131	1500	12 V, 6 A

1. Inductance measured on an Agilent/HP 4284 at 300 kHz, 0.6 Vrms, 0 Adc between pins 2 and 5 with pins 3 and 4 connected.
2. Leakage inductance measured at 300 kHz, 0.6 Vrms, 0 Adc between pins 2 and 5, with pins 3 and 4 connected, and with all secondary pins shorted.
3. Volt-time product is for the primary, between pin 2 and 5 with pin 4 and 3 connected
4. 1500 Vrms, one minute isolation (hipot) from primary and aux to secondary.
5. Output is for secondary. Auxiliary winding output is 15 V, 0.2 A.
6. Electrical specifications at 25°C.

Refer to Doc 362 "Soldering Surface Mount Components" before soldering.



Connect pin 4 and pin 3 on PC board.



www.coilcraft.com

US +1-847-639-6400 sales@coilcraft.com
UK +44-1236-730595 sales@coilcraft-europe.com
Taiwan +886-2-2264 3646 sales@coilcraft.com.tw
China +86-21-6218 8074 sales@coilcraft.com.cn
Singapore + 65-6484 8412 sales@coilcraft.com.sg

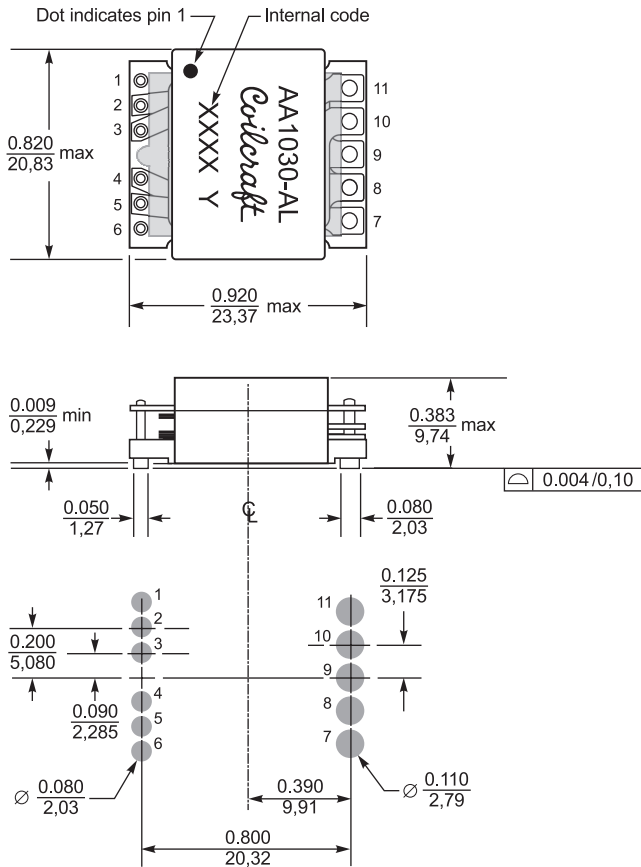
Document 1622-1 Revised 04/29/21

© Coilcraft Inc. 2022

This product may not be used in medical or high risk applications without prior Coilcraft approval. Specification subject to change without notice. Please check web site for latest information.



AA1030-AL SMT Planar Transformer



Recommended Land Pattern

Dimensions are in $\frac{\text{inches}}{\text{mm}}$



US +1-847-639-6400 sales@coilcraft.com
UK +44-1236-730595 sales@coilcraft-europe.com
Taiwan +886-2-2264 3646 sales@coilcraft.com.tw
China +86-21-6218 8074 sales@coilcraft.com.cn
Singapore + 65-6484 8412 sales@coilcraft.com.sg

Document 1622-2 Revised 04/29/21

© Coilcraft Inc. 2022

This product may not be used in medical or high risk applications without prior Coilcraft approval. Specification subject to change without notice. Please check web site for latest information.